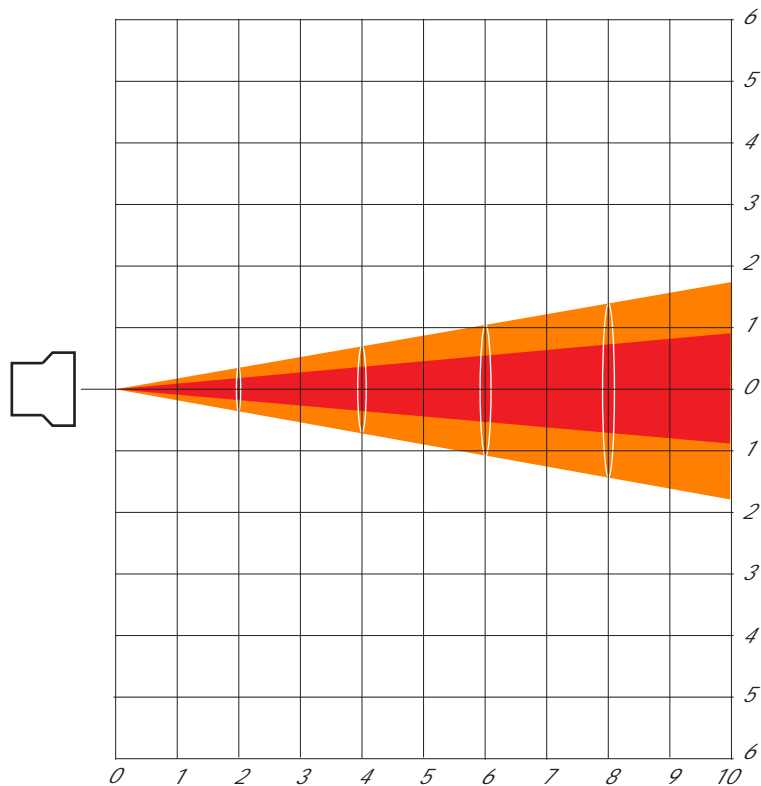


## 12° Lenses

Distance (m.)	1	2	3	4	5	6	7	8	9	10
Luminous emittance (Lux)	75000	18750	8333	4688	3000	2083	1531	1171	925	925
1/2 peak angle α (m)	0,20	0,40	0,60	0,80	1,00	1,20	1,40	1,60	1,80	2,00
1/10 peak angle α (m)	0,37	0,74	1,12	1,49	1,86	2,23	2,61	2,98	3,35	3,72

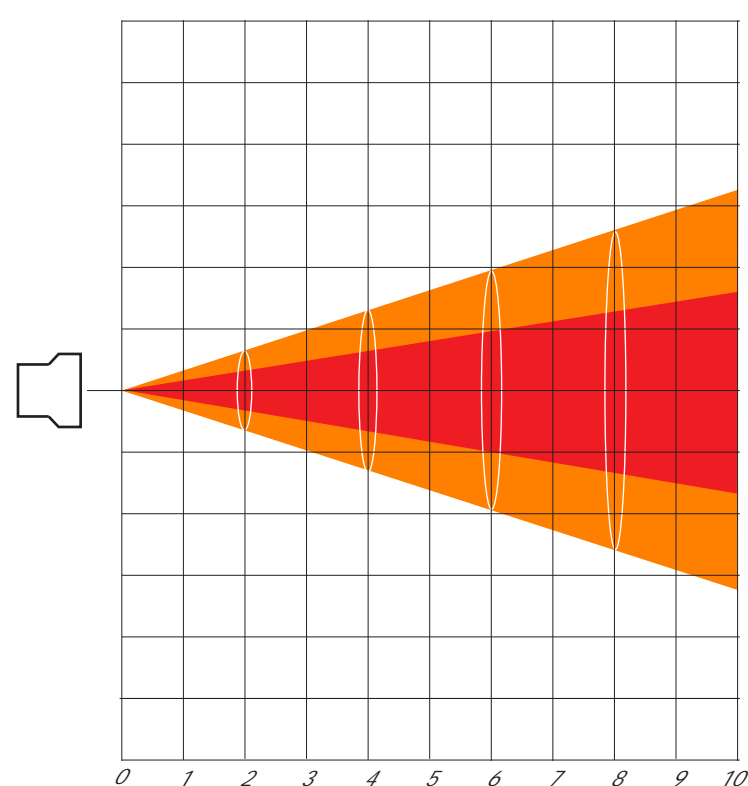


1/2 peak angle: 11,4°

1/10 peak angle: 21,1°

## 30° Lenses

Distance (m.)	1	2	3	4	5	6	7	8	9	10
Luminous emittance (Lux)	20000	5000	2222	1250	800	556	408	313	247	200
1/2 peak angle α (m)	0,36	0,72	1,08	1,44	1,80	2,16	2,52	2,88	3,24	3,60
1/10 peak angle α (m)	0,68	1,37	1,05	2,74	3,42	4,11	4,79	5,48	6,16	6,85



1/2 peak angle: 20,4°

1/10 peak angle: 37,8°



via Inghilterra 2/A - 46042 Castel Goffredo (Mantova) Italy  
 ph. +39 0376 77521 - fax +39 0376 780657  
 info@coemar.com

Duplication of this drawing, either full or in part, is strictly prohibited without prior written authorization from coemar.  
 Questo disegno non può essere copiato, riprodotto, mostrato a terzi senza nostra autorizzazione

Prodotto/Product:  
 Par Lite Led 3200K XPE

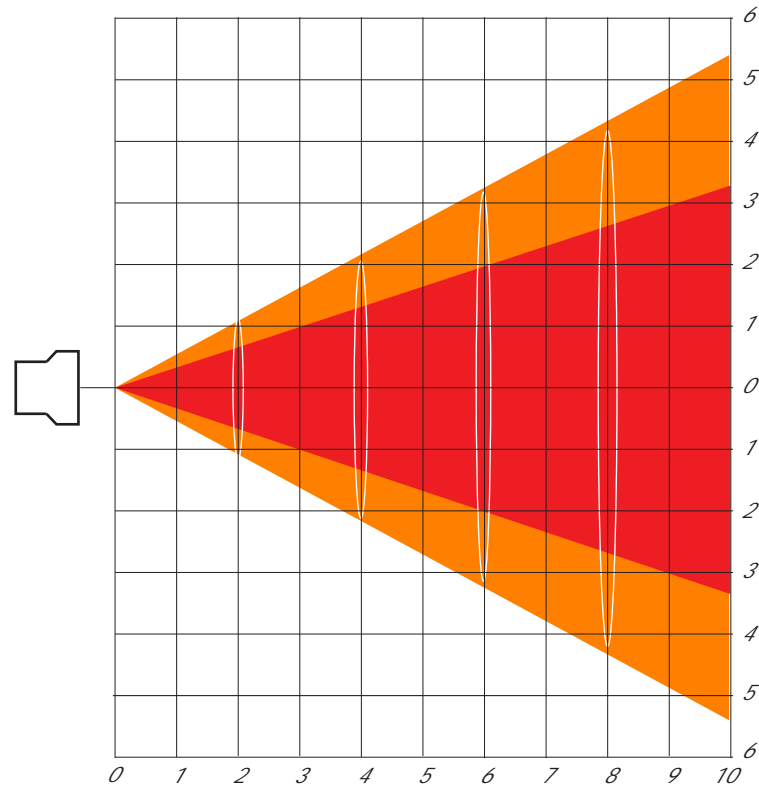
°K Setting 3200

Date : 16/04/2014

Ver. N° 1

# 50° Lenses

Distance (m.)	1	2	3	4	5	6	7	8	9	10
Luminous emittance (Lux)	6400	1600	711	400	256	178	131	100	79	64
1/2 peak angle $\alpha$ (m)	0,67	1,34	2,01	2,68	3,35	4,02	4,68	5,35	6,02	6,69
1/10 peak angle $\alpha$ (m)	1,09	2,17	3,26	4,34	5,43	6,52	7,60	8,69	9,77	10,86



1/2 peak angle: 37°

1/10 peak angle: 57°



via Inghilterra 2/A - 46042 Castel Goffredo (Mantova) Italy  
 ph. +39 0376 77521 - fax +39 0376 780657  
 info@coemar.com

Duplication of this drawing, either full or in part, is strictly prohibited without prior written authorization from coemar.  
 Questo disegno non può essere copiato, riprodotto, mostrato a terzi senza nostra autorizzazione

Prodotto/Product:  
 Par Lite Led 3200K XPE

°K Setting      3200

Date :            16/04/2014

Ver. N°            1