

# Technical Brochure



REFLECTION  
**LEDKO**™ D - CRI 80

# Reflection Series



# Reflection LEDko D

## CRI 80

### KEY FEATURES

- Light source: 200W Daylight LEDs
- Soft profiling thanks to Fresnel and PC optics (Coemar patent)
- Smooth 16 bit dimmer
- Guaranteed Flicker-free operation (DMX controlled PWM frequency)
- The fan setting allows three options: low, auto, DMX regulated
- Instant gobos from standard printers



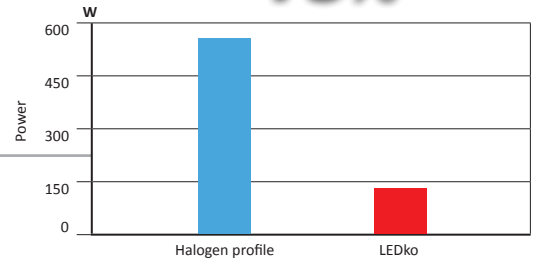
Reflection LEDko D CRI 80 - F011F000A

\*Reflection LEDko D - CRI 80 equipped with Soft Profile PC

# -75%

## low power consumption

Reflection LEDko reduces power consumption levels by up to 75% and therefore recovers the financial investment within a few months.



Reflection LEDko White Body



Reflection LEDko without optic



Reflection LEDko Rear panel

### Reflection LEDko D - CRI 80

#### SPECIFICATIONS

Fixed white color temperature 5600 K

Four blade framing system, each shutter blade is adjustable for radial position and angle

Electronic 16 bit dimming with 3 selectable curves (exponential, logarithmic, linear)

Synchronized, random or pulse electronic strobe

Flicker-free operation with LEDs frequency controlled via DMX from 600 Hz to 19000 Hz

Fan setting with 3 different options (low, auto, DMX regulated)

CE, ETL, UL approved

Weatherproof rating IP 20

#### PHYSICAL SIZE (With optic Soft Profile Fresnel )

Length: 601 mm (23.6 in)

Height: 189 mm (7.4 in)

Height with bracket: 372 mm (14.6 in)

Width: 212 mm (8.3 in)

Weight: 8 Kg (17.6 lbs)

#### PHYSICAL SIZE (Without optic)

Length: 362 mm (14.2 in)

Height: 189 mm (7.4 in)

Height with bracket: 372 mm (14.6 in)

Width: 212 mm (8.3 in)

Weight: 5.5 kg (12.1 lbs)

#### LIGHT SOURCE

Modular 200 W COB LED, CRI 80, TLCI 72

LEDs life: 20.000 hours at 70% lumen intensity maintenance

#### CONTROL PROTOCOL AND PROGRAMMING

USITT DMX512A

DMX channels: 5/1

Setting, addressing, testing and measurements via LEDs display

RDM

#### ELECTRICAL SPECIFICATIONS/CONNECTIONS

AC power: 90-230 V, auto sensing, 50/60 Hz

In and Out PowerCon connectors to feed up to 8 (at 230 VAC) or 4 (90 VAC)

Power consumption: 1.2 A at 230 V, 3 A at 90 V - cosφ 0,9

DMX data in/out: 5 pin locking XLR

Reflection LEDko D - CRI 80 - Optics

Picture	Code	Description
	BC10011A017	Profile Zoom 15°-35°
	BC10011A019	Profile Zoom 25°-50°
	BC10011A003	Profile Zoom 28°-40°
	BC10011A002	Soft Profile Fresnel Zoom 20°- 40°
	BC10011A001	Soft Profile PC Zoom 11°- 38°




Reflection LEDko D - CRI 80 - Optics

Picture	Code	Description
	BC10011A200	Front barrel for lens tube with burnished blades
	BC10011A012	Profile 19°, lens tube
	BC10011A013	Profile 26°, lens tube
	BC10011A015	Profile 36°, lens tube
	BC10011A016	Profile 50°, lens tube





## Reflection LEDko D - CRI 80 - Optics

Picture	Code	Description
	BC10011A023	Profile 14°, lens tube
	BC10011A024	Profile 70°, lens tube
	BC10011A025	Profile 90°, lens tube

Reflection LEDko D - CRI 80 - Accessories

Picture	Code	Description
	<p>ACO4202</p>	<p>4 leaf barndoor</p>
	<p>BC10011A006</p>	<p>Gobo frame holder</p>
	<p>BC10011A030</p>	<p>Gobo glass holder</p>
	<p>BC10011A010</p>	<p>Iris</p>

Reflection LEDko D - CRI 80 - Accessories

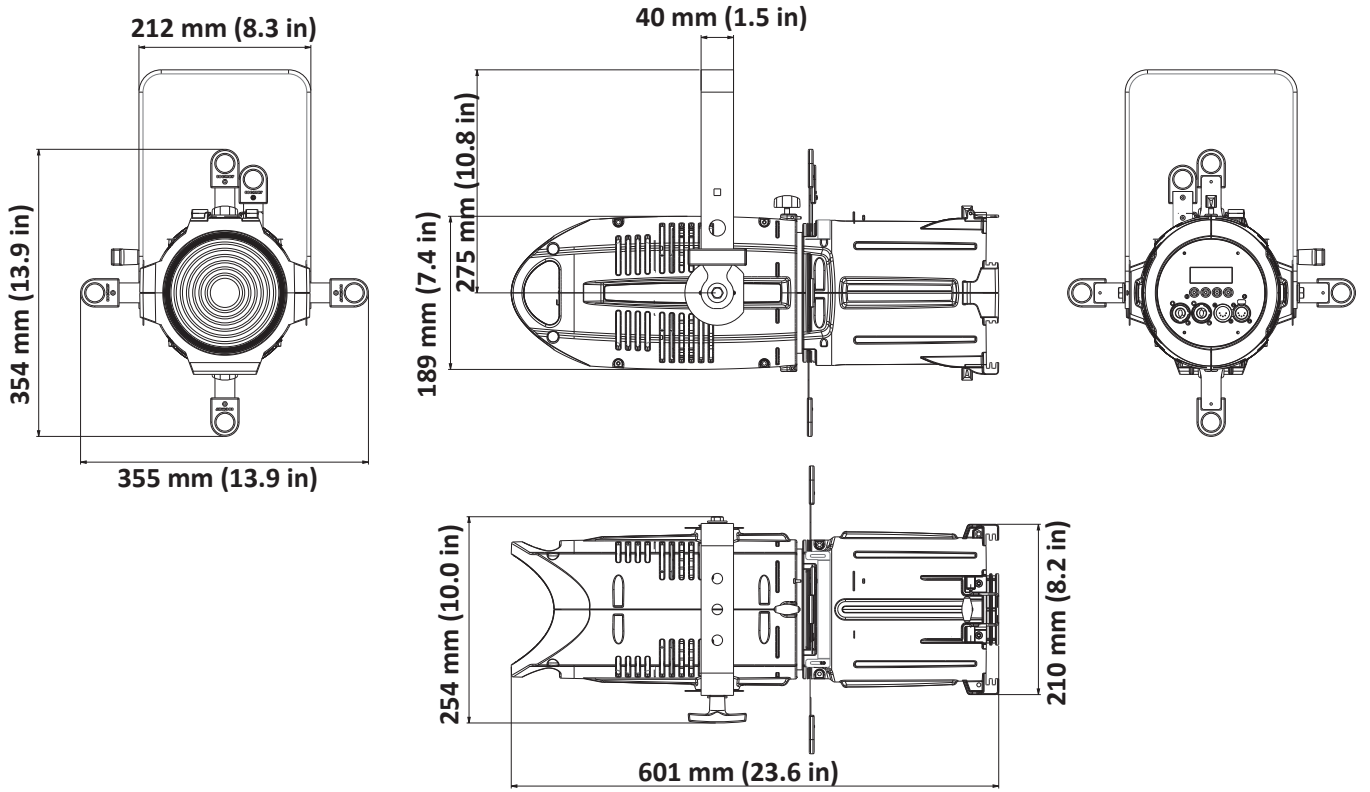
Picture	Code	Description
	BC10011A028 BC10011A036 BC10011A032	Donut for Profile Zoom (190.5 mm) Donut for Soft Profile (185 mm) Donut for Lens Tube (159 mm)
	BC10011A027 BC10011A035 BC10011A031	Half Top Hat for Profile Zoom (190.5 mm) Half Top Hat for Soft Profile (185 mm) Half Top Hat for Lens Tube (159 mm)
	BC10011A029 BC10011A037 BC10011A033	Top Hat for Profile Zoom (190.5 mm) Half Top Hat for Soft Profile (185 mm) Half Top Hat for Lens Tube (159 mm)
	BC10011A040 ACO4204 BC10011A021	Colour Frame Holder for Profile Zoom (190.5 mm) Colour Frame Holder for Soft Profile (185 mm) Colour Frame Holder for Lens Tube (159 mm)



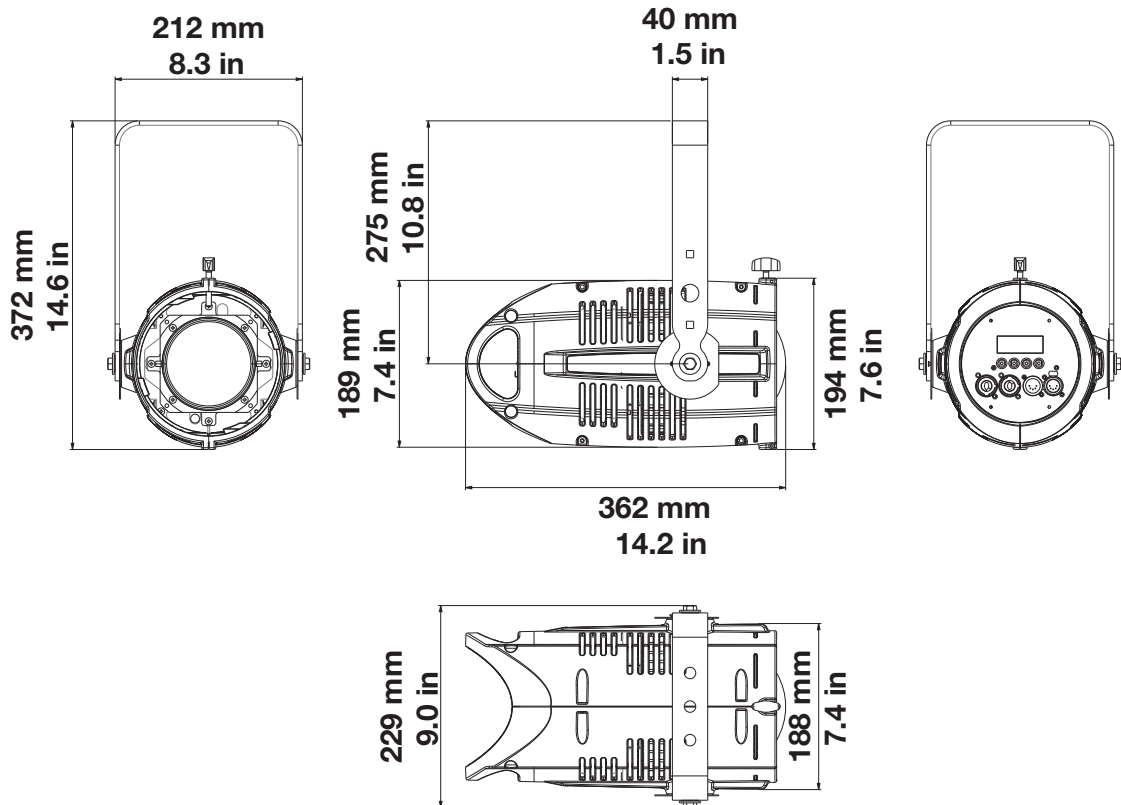
Reflection LEDko D - CRI 80 - Accessories

Picture	Code	Description
	BC10011A047	Hook Clamp 48 - 51 mm (Safe Working Load 20 Kg.)
	BC10011A045	Light Clamp silver 48 - 51 mm (Safe Working Load 75 Kg.)
	BC10011A046	Light Clamp black 48 - 51 mm (Safe Working Load 75 Kg.)
	BC10011A043	Clamp silver flat 13 - 30 mm / $\varnothing$ 15 - 50 mm (Safe Working Load: 20 Kg.)
	BC10011A044	Clamp black flat 13 - 30 mm / $\varnothing$ 15 - 50 mm (Safe Working Load 20 Kg.)

Reflection LEDko D - CRI 80 - Drawing Size



Reflection LEDko con ottica Soft Profile Fresnel

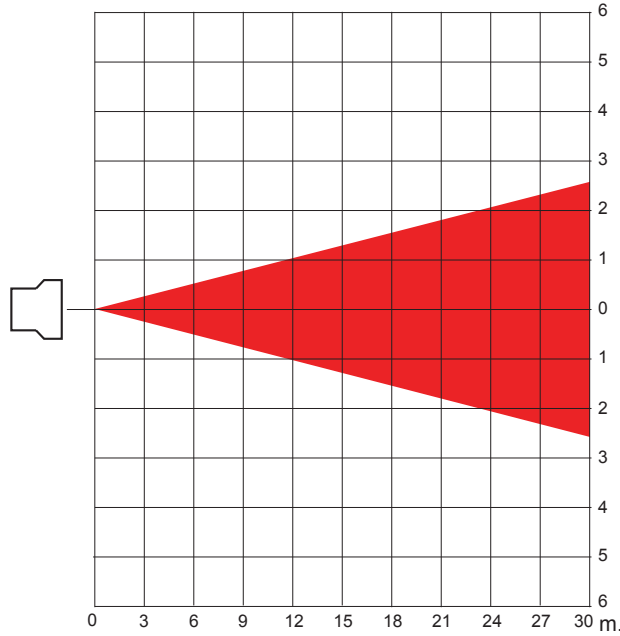


<b>DMX Chart 5 Channels</b>	
<b>channel</b>	<b>effect</b>
<b>1</b>	Master dimmer
<b>2</b>	Spare channel
<b>3</b>	Dimmer fine
<b>4</b>	Strobe
<b>5</b>	Special functions

<b>DMX Chart 1 Channels</b>	
<b>channel</b>	<b>effect</b>
<b>1</b>	Master dimmer

Profile 10°

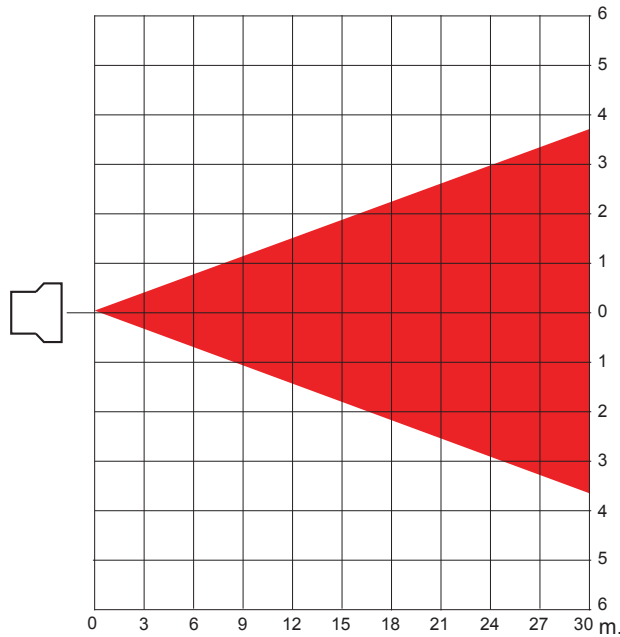
Distance (m.)	3	6	9	12	15	18	21	24	27	30
Luminous emittance (Lux)	60542	15136	6727	3784	2422	1682	1236	946	747	605
m.	0.52	1.05	1.57	2.10	2.62	3.15	3.67	4.20	4.72	5.25



Angle: 10°

Profile 14°

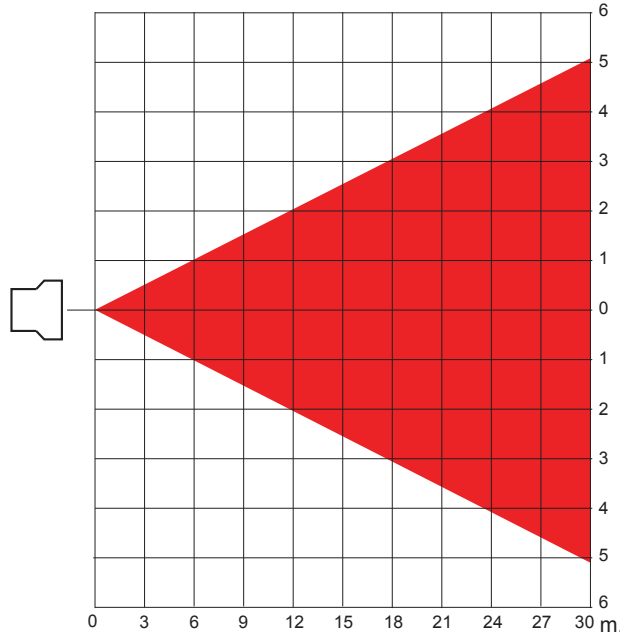
Distance (m.)	3	6	9	12	15	18	21	24	27	30
Luminous emittance (Lux)	32830	8208	3648	2052	1313	912	670	513	405	328
m.	0.74	1.47	2.21	2.95	3.68	4.42	5.16	5.89	6.63	7.37



Angle: 14°

**Profile 19°**

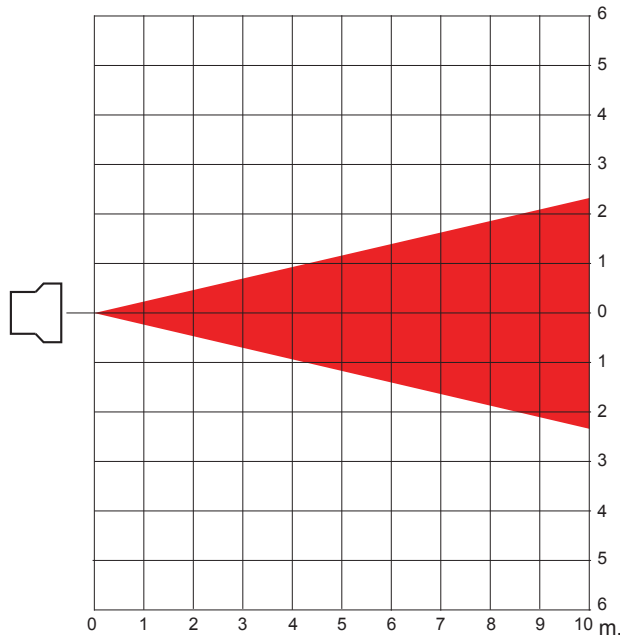
Distance (m.)	3	6	9	12	15	18	21	24	27	30
Luminous emittance (Lux)	19600	4900	2178	1225	784	544	400	306	242	196
Ø m.	1.00	2.01	3.01	4.02	5.02	6.02	7.03	8.03	9.04	10.04



**Angle: 19°**

**Profile 26°**

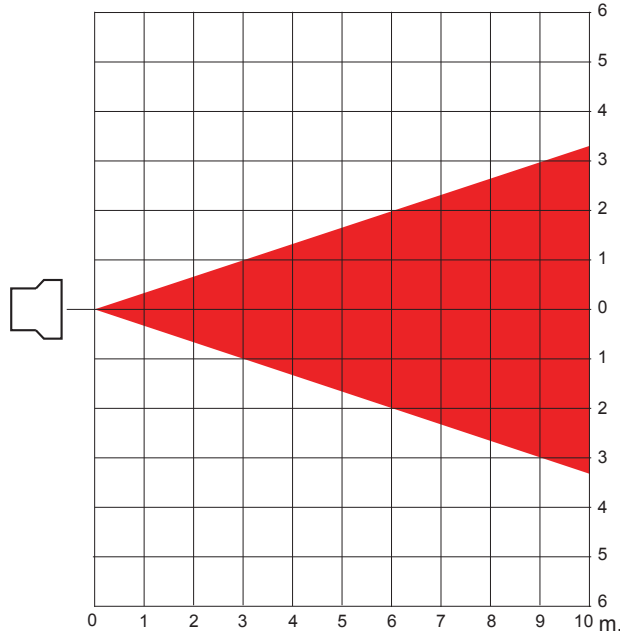
Distance (m.)	1	2	3	4	5	6	7	8	9	10
Luminous emittance (Lux)	96775	24194	10753	6048	3871	2688	1975	1512	1195	968
Ø m.	0.46	0.92	1.39	1.85	2.31	2.77	3.23	3.69	4.16	4.62



**Angle: 26°**

**Profile 36°**

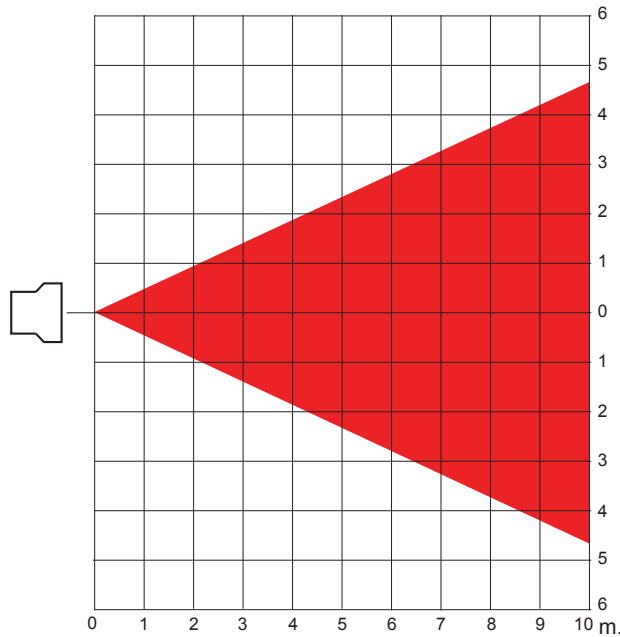
Distance (m.)	1	2	3	4	5	6	7	8	9	10
Luminous emittance (Lux)	57624	14406	6403	3602	2305	1601	1176	900	711	576
Ø m.	0.65	1.30	1.95	2.60	3.25	3.90	4.55	5.20	5.85	6.50



**Angle: 36°**

**Profile 50°**

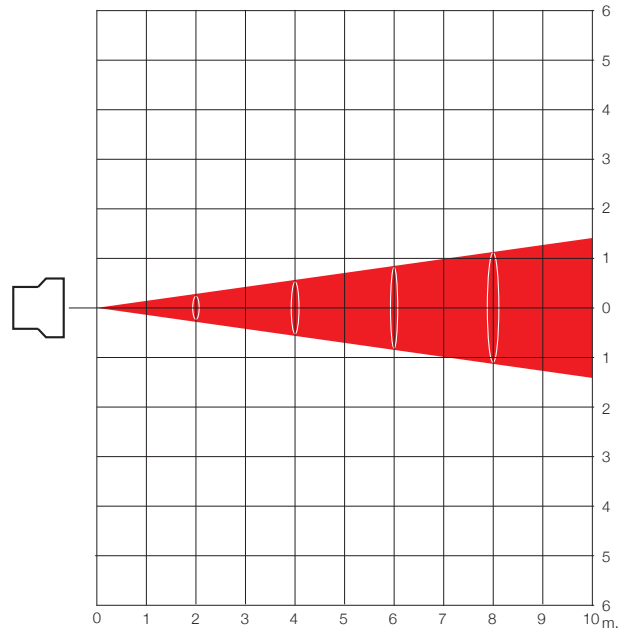
Distance (m.)	1	2	3	4	5	6	7	8	9	10
Luminous emittance (Lux)	27881	6970	3098	1743	1115	774	569	436	344	279
Ø m.	0.93	1.87	2.80	3.73	4.66	5.60	6.53	7.46	8.39	9.33



**Angle: 50°**

**Profile 15°/35° Zoom min.**

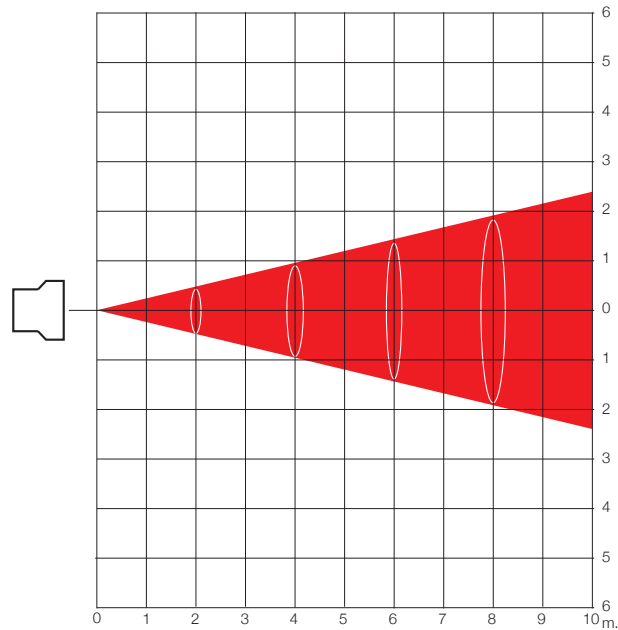
Distance (m.)	1	2	3	4	5	6	7	8	9	10
Luminous emittance (Lux)	210700	52675	23411	13169	8428	5853	4300	3292	2601	2107
Ø (m.)	0.28	0.56	0.84	1.12	1.41	1.69	1.97	2.25	2.53	2.81



**Angle: 16°**

**Profile 15°/35°- Zoom med.**

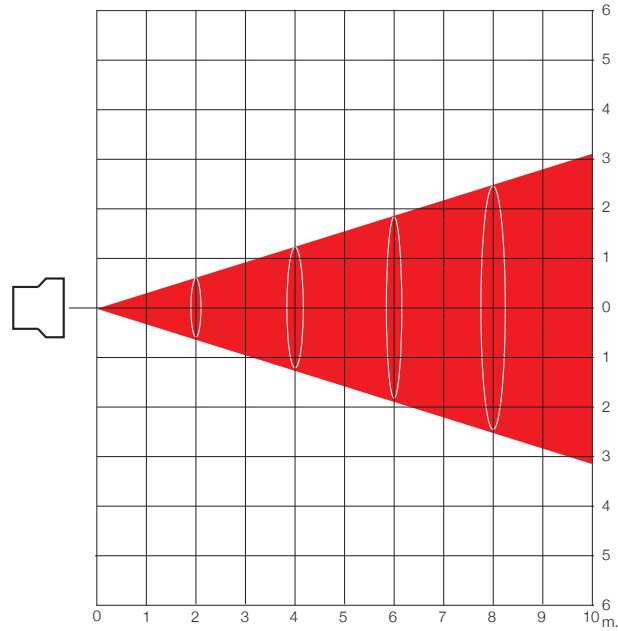
Distance (m.)	1	2	3	4	5	6	7	8	9	10
Luminous emittance (Lux)	109270	27318	12141	6829	4371	3035	2230	1707	1349	1093
Ø (m.)	0.44	0.89	1.33	1.77	2.22	2.66	3.10	3.55	3.99	4.43



**Angle: 25°**

*Profile 15°/35° - Zoom max.*

Distance (m.)	1	2	3	4	5	6	7	8	9	10
Luminous emittance (Lux)	69698	17175	7633	4294	2748	1908	1402	1073	848	687
Ø (m.)	0.61	1.22	1.83	2.45	3.06	3.67	4.28	4.89	5.50	6.11

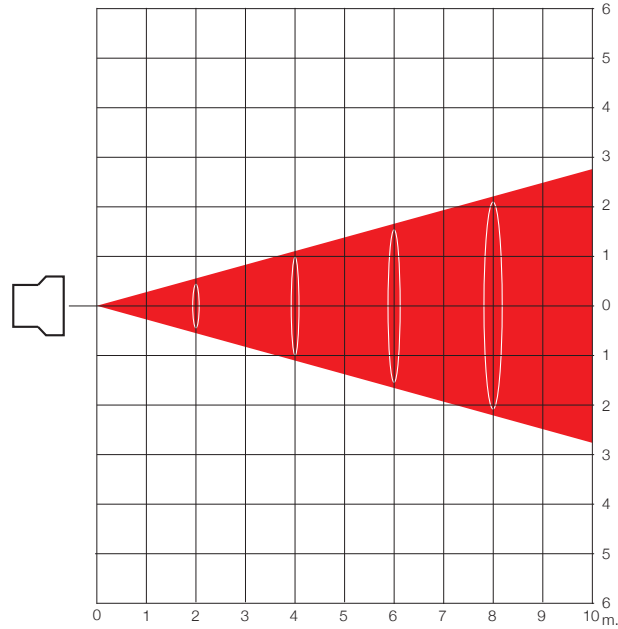


**Angle: 34°**



**Profile 25°/50° Zoom min.**

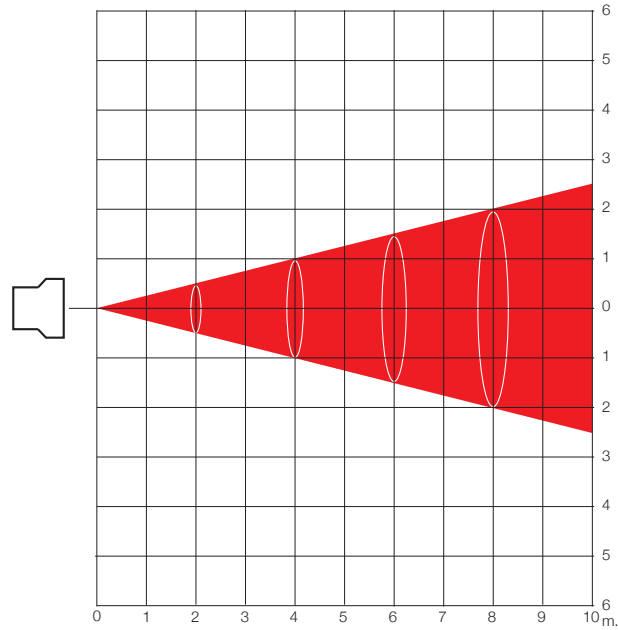
Distance (m.)	1	2	3	4	5	6	7	8	9	10
Luminous emittance (Lux)	70560	17640	7840	4410	2822	1960	1440	1103	871	706
Ø (m.)	0.55	1.11	1.66	2.22	2.77	3.33	3.88	4.44	4.99	5.55



**Angle: 31°**

**Profile 25°/50°- Zoom med.**

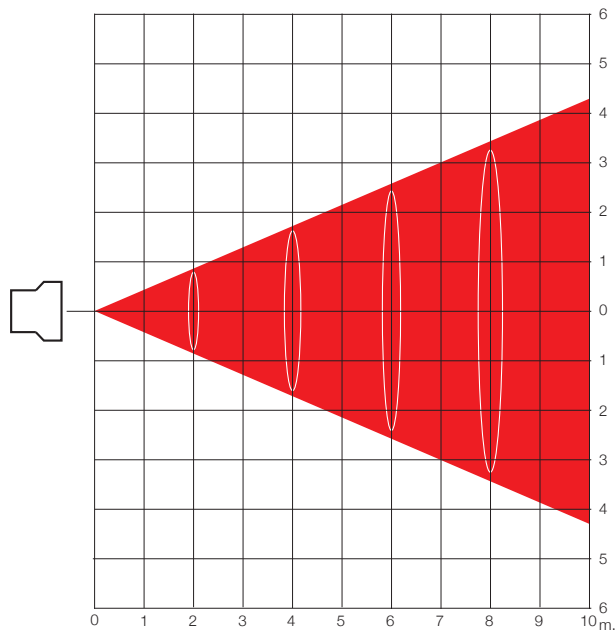
Distance (m.)	1	2	3	4	5	6	7	8	9	10
Luminous emittance (Lux)	51025	12801	5689	3200	2048	1422	1045	800	632	512
Ø (m.)	0.50	1.00	1.50	1.99	2.49	2.99	3.49	3.99	4.49	4.99



**Angle: 28°**

*Profile 25°/50° - Zoom max.*

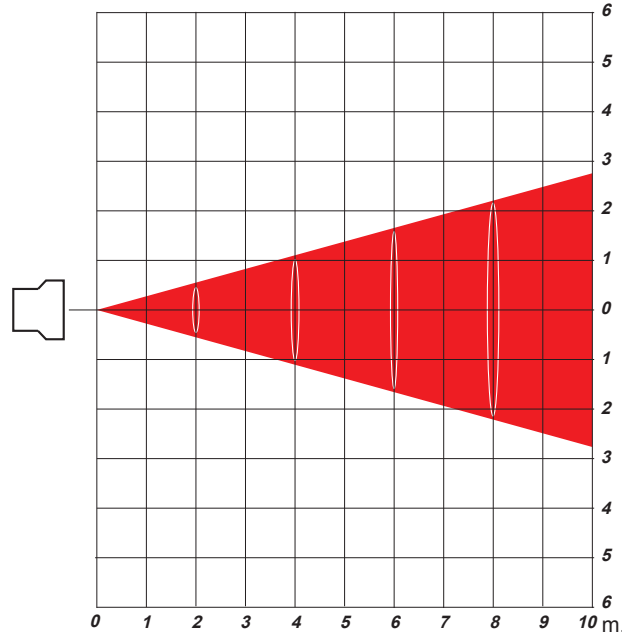
Distance (m.)	1	2	3	4	5	6	7	8	9	10
Luminous emittance (Lux)	36750	9188	4083	2297	1470	1021	750	574	454	368
Ø (m.)	0.87	1.74	2.61	3.48	4.35	5.22	6.09	6.96	7.83	8.70



**Angle: 47°**

**Profile 28°/40° Zoom min.**

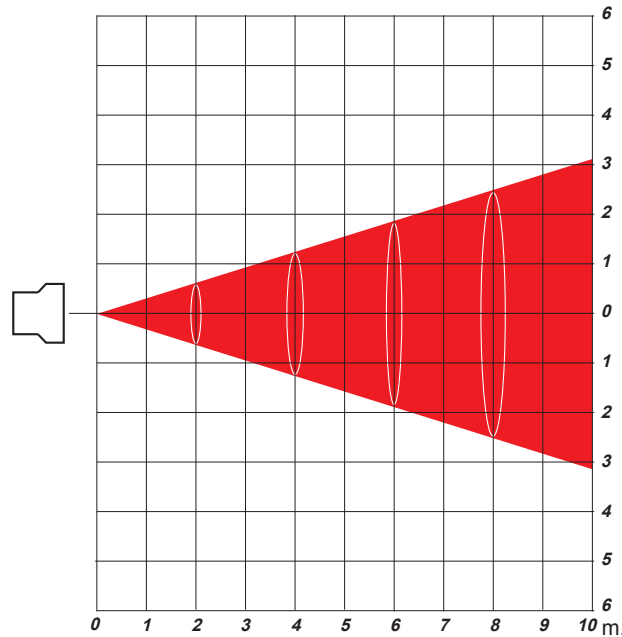
Distance (m.)	1	2	3	4	5	6	7	8	9	10
Luminous emittance (Lux)	79380	19845	8820	4961	3175	2205	1620	1240	980	794
Ø (m.)	0.55	1.11	1.66	2.22	2.77	3.33	3.88	4.44	4.99	5.55



**Angle: 31°**

**Profile 28°/40°- Zoom med.**

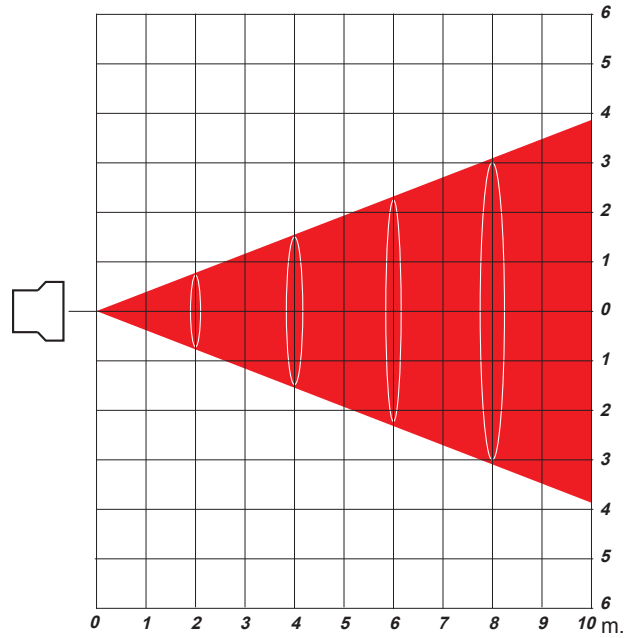
Distance (m.)	1	2	3	4	5	6	7	8	9	10
Luminous emittance (Lux)	60270	15068	6697	3767	2411	1674	1230	942	744	603
Ø (m.)	0.63	1.26	1.89	2.52	3.15	3.78	4.41	5.04	5.68	6.31



**Angle: 35°**

*Profile 28°/40° - Zoom max.*

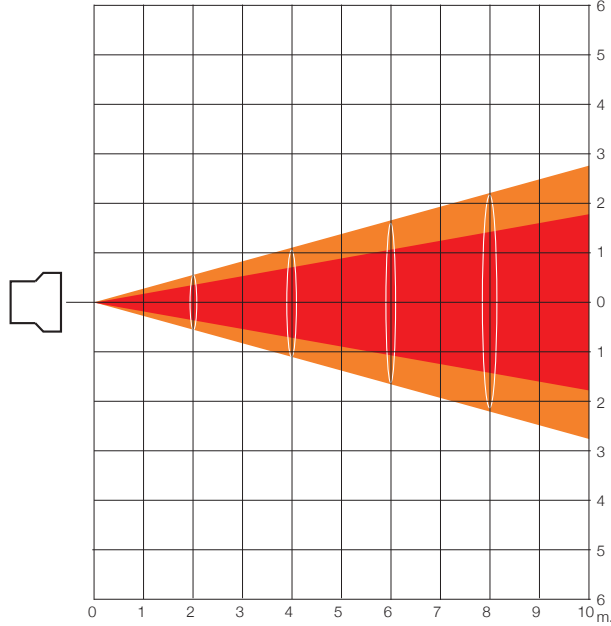
Distance (m.)	1	2	3	4	5	6	7	8	9	10
Luminous emittance (Lux)	48755	12189	5417	3047	1950	1354	995	762	602	488
Ø (m.)	0.75	1.50	2.24	2.99	3.74	4.49	5.23	5.98	6.73	7.48



**Angle: 42°**

### Soft Profile F zoom Min

Distance (m.)	1	2	3	4	5	6	7	8	9	10
Luminous emittance (Lux)	71540	17885	7949	4471	2862	1987	1460	1118	883	715
1/2 peak angle Ø (m.)	0.35	0.71	1.06	1.41	1.76	2.12	2.47	2.82	3.17	3.53
1/10 peak angle Ø (m.)	0.55	1.11	1.66	2.22	2.77	3.33	3.88	4.44	4.99	5.55

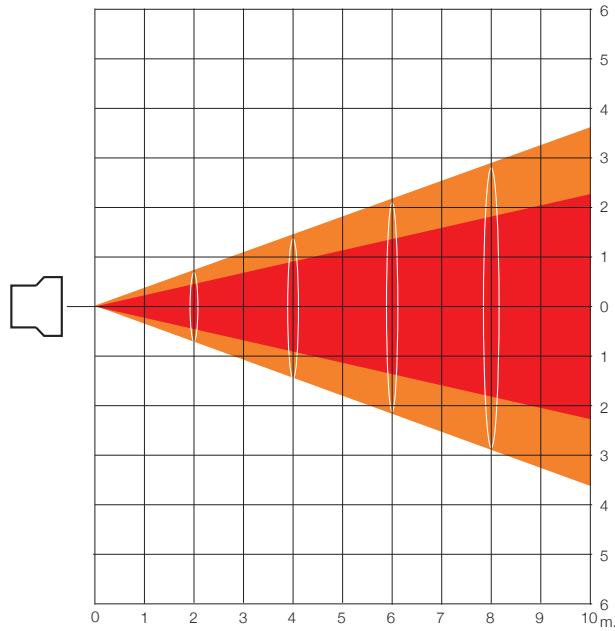


1/2 peak angle: 20°

1/10 peak angle: 31°

### Soft Profile F zoom Max

Distance (m.)	1	2	3	4	5	6	7	8	9	10
Luminous emittance (Lux)	46550	11638	5172	2909	1862	1293	950	727	575	466
1/2 peak angle Ø (m.)	0.44	0.89	1.33	1.77	2.22	2.66	3.10	3.55	3.99	4.43
1/10 peak angle Ø (m.)	0.73	1.46	2.18	2.91	3.64	4.37	5.10	5.82	6.55	7.28

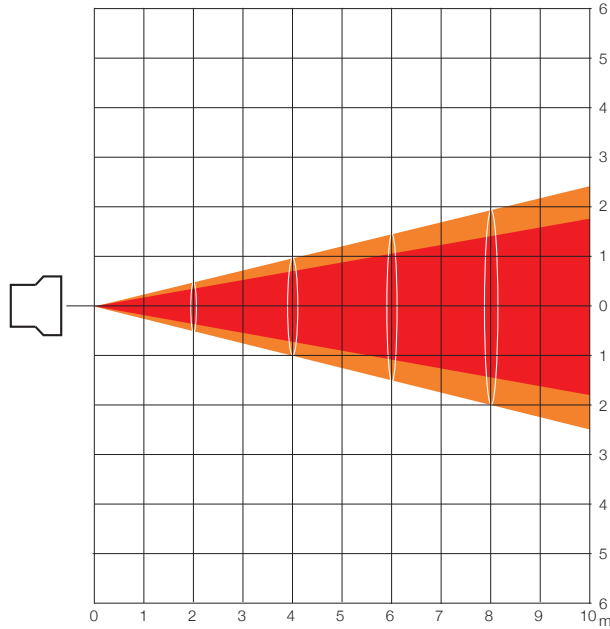


1/2 peak angle: 25°

1/10 peak angle: 40°

### Soft Profile PC zoom Min

Distance (m.)	1	2	3	4	5	6	7	8	9	10
Luminous emittance (Lux)	123970	30993	13774	7748	4959	3444	2530	1937	1530	1240
1/2 peak angle Ø (m.)	0.35	0.71	1.06	1.41	1.76	2.12	2.47	2.82	3.17	3.53
1/10 peak angle Ø (m.)	0.48	0.96	1.44	1.92	2.40	2.88	3.36	3.84	4.32	4.80

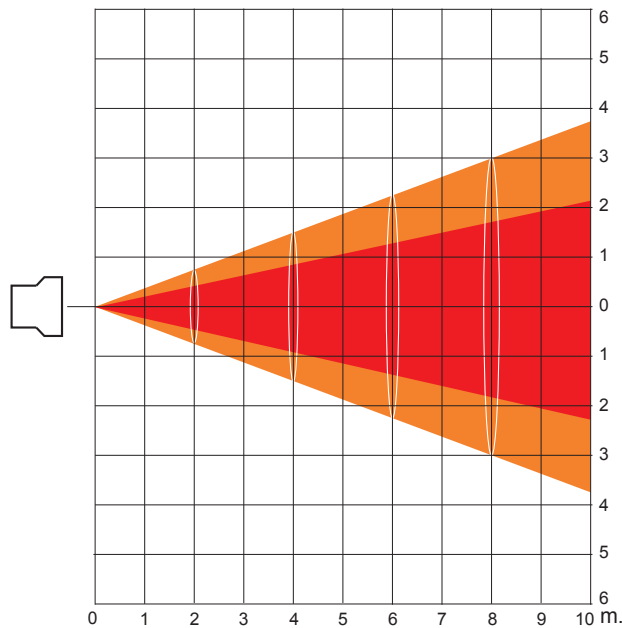


1/2 peak angle: 20°

1/10 peak angle: 27°

### Soft Profile PC zoom Max

Distance (m.)	1	2	3	4	5	6	7	8	9	10
Luminous emittance (Lux)	73500	18375	8167	4594	2940	2042	1500	1148	907	735
1/2 peak angle Ø (m.)	0.44	0.89	1.33	1.77	2.22	2.66	3.10	3.55	3.99	4.43
1/10 peak angle Ø (m.)	0.75	1.50	2.24	2.99	3.74	4.49	5.23	5.98	6.73	7.48



1/2 peak angle: 25°

1/10 peak angle: 41°



**Coemar Lighting** s.r.l.

Via Carpenedolo, 90  
46043 Castiglione delle Stiviere  
Mantova - Italy

ph. +39 0376 1514412  
fax +39 0376 1514380

[www.coemar.com](http://www.coemar.com)