

Technical Brochure



REFLECTION
LEDKO™ D - CRI 90

Reflection Series



Reflection LEDko D

CRI 90

KEY FEATURES

- CRI 90
- Light source: 200W Daylight LEDs
- Soft profiling thanks to Fresnel and PC optics (Coemar patent)
- Smooth 16 bit dimmer
- Guaranteed Flicker-free operation (DMX controlled PWM frequency)
- The fan setting allows three options : low, auto, DMX regulated
- Instant gobos from standard printers



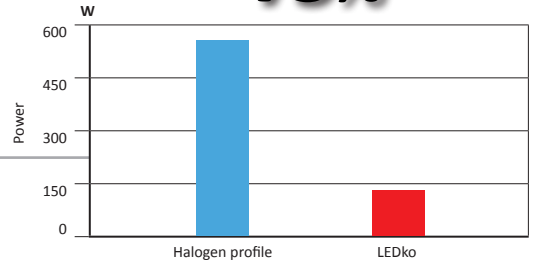
Reflection LEDko D - CRI 90 - PC10011A811

*Reflection LEDko D - CRI 90 equipped with Soft Profile PC

-75%

low power consumption

Reflection LEDko reduces power consumption levels by up to 75% and therefore recovers the financial investment within a few months.



Reflection LEDko White Body



Reflection LEDko without optic



Reflection LEDko Rear panel

Reflection LEDko D - CRI 90

SPECIFICATIONS

Fixed white color temperature 5600 K

Four blade framing system, each shutter blade is adjustable for radial position and angle

Electronic 16 bit dimming with 2 selectable curves, simulating halogen or discharge lamp based fixtures

Synchronized, random or pulse electronic strobe

Flicker-free operation with LEDs frequency controlled via DMX from 600 Hz to 19000 Hz

Fan setting with 3 different options (low, auto, DMX regulated)

CE, ETL, UL approved

Weatherproof rating IP 20

PHYSICAL SIZE (With optic Soft Profile Fresnel)

Length: 601 mm (23.6 in)

Height: 189 mm (7.4 in)

Height with bracket: 372 mm (14.6 in)

Width: 212 mm (8.5)

Weight: 8 Kg (17.6 lbs)

PHYSICAL SIZE (Without optic)

Length: 362 mm (14.2 in)

Height: 189 mm (7.4 in)

Height with bracket: 372 mm (14.6 in)

Width: 212 mm (8.3 in)

Weight: 5.5 kg (12.1 lbs)

LIGHT SOURCE

Modular 200 W COB LED, CRI 90, TLCI 91

LEDs life: 20.000 hours at 70% lumen intensity maintenance

CONTROL PROTOCOL AND PROGRAMMING

USITT DMX512A

DMX channels: 5/1

Setting, addressing, testing and measurements via LEDs display

RDM

ELECTRICAL SPECIFICATIONS/CONNECTIONS

AC power: 90-230 V, auto sensing, 50/60 Hz

In and Out PowerCon connectors to feed up to 8 (at 230 VAC) or 4 (90 VAC)

Power consumption: 1.2 A at 230 V, 3 A at 90 V - cosφ 0,9

DMX data in/out: 5 pin locking XLR

Reflection LEDko D - CRI 90 - Optics

Picture	Code	Description
	BC10011A017	Profile Zoom 15°-35°
	BC10011A019	Profile Zoom 25°-50°
	BC10011A003	Profile Zoom 28°-40°
	BC10011A002	Soft Profile Fresnel Zoom 14°- 40°
	BC10011A001	Soft Profile PC Zoom 11°- 38°





Reflection LEDko D - CRI 90 - Optics

Picture	Code	Description
	BC10011A200	Front barrel for lens tube with burnished blades
	BC10011A012	Profile 19°, lens tube
	BC10011A013	Profile 26°, lens tube
	BC10011A015	Profile 36°, lens tube
	BC10011A016	Profile 50°, lens tube





Reflection LEDko D - CRI 90 - Optics

Picture	Code	Description
	BC10011A023	Profile 14°, lens tube
	BC10011A024	Profile 70°, lens tube
	BC10011A025	Profile 90°, lens tube

Reflection LEDko D - CRI 90 - Accessories

Picture	Code	Description
	<p>ACO4202</p>	<p>4 leaf barndoor</p>
	<p>BC10011A006</p>	<p>Gobo frame holder.</p>
	<p>BC10011A030</p>	<p>Gobo glass holder</p>
	<p>BC10011A010</p>	<p>Iris</p>

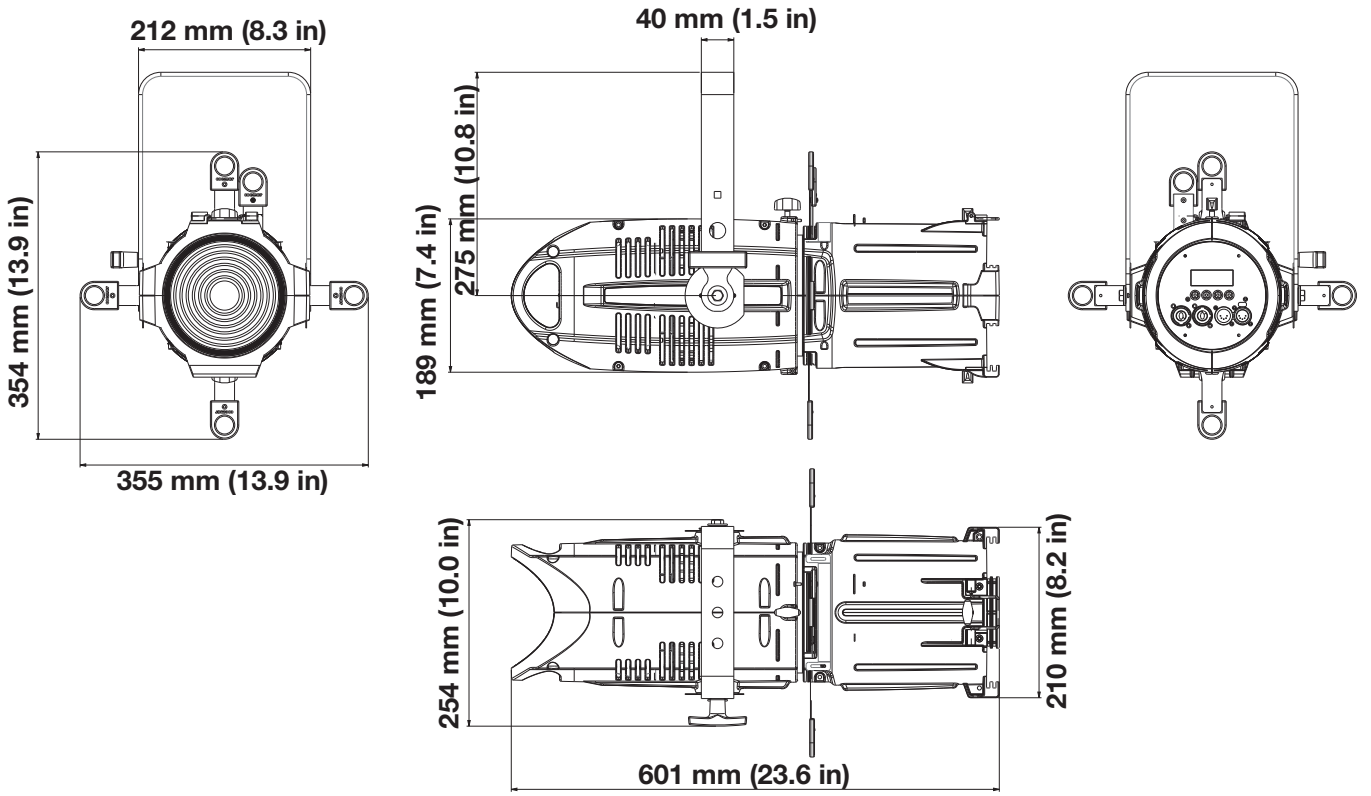
Reflection LEDko D - CRI 90 - Accessories

Picture	Code	Description
	BC10011A028 BC10011A036 BC10011A032	Donut for Profile Zoom (190.5 mm) Donut for Soft Profile (185 mm) Donut for Lens Tube (159 mm)
	BC10011A027 BC10011A035 BC10011A031	Half Top Hat for Profile Zoom (190.5 mm) Half Top Hat for Soft Profile (185 mm) Half Top Hat for Lens Tube (159 mm)
	BC10011A029 BC10011A037 BC10011A033	Top Hat for Profile Zoom (190.5 mm) Half Top Hat for Soft Profile (185 mm) Half Top Hat for Lens Tube (159 mm)
	BC10011A040 ACO4204 BC10011A021	Colour Frame Holder for Profile Zoom (190.5 mm) Colour Frame Holder for Soft Profile (185 mm) Colour Frame Holder for Lens Tube (159 mm)

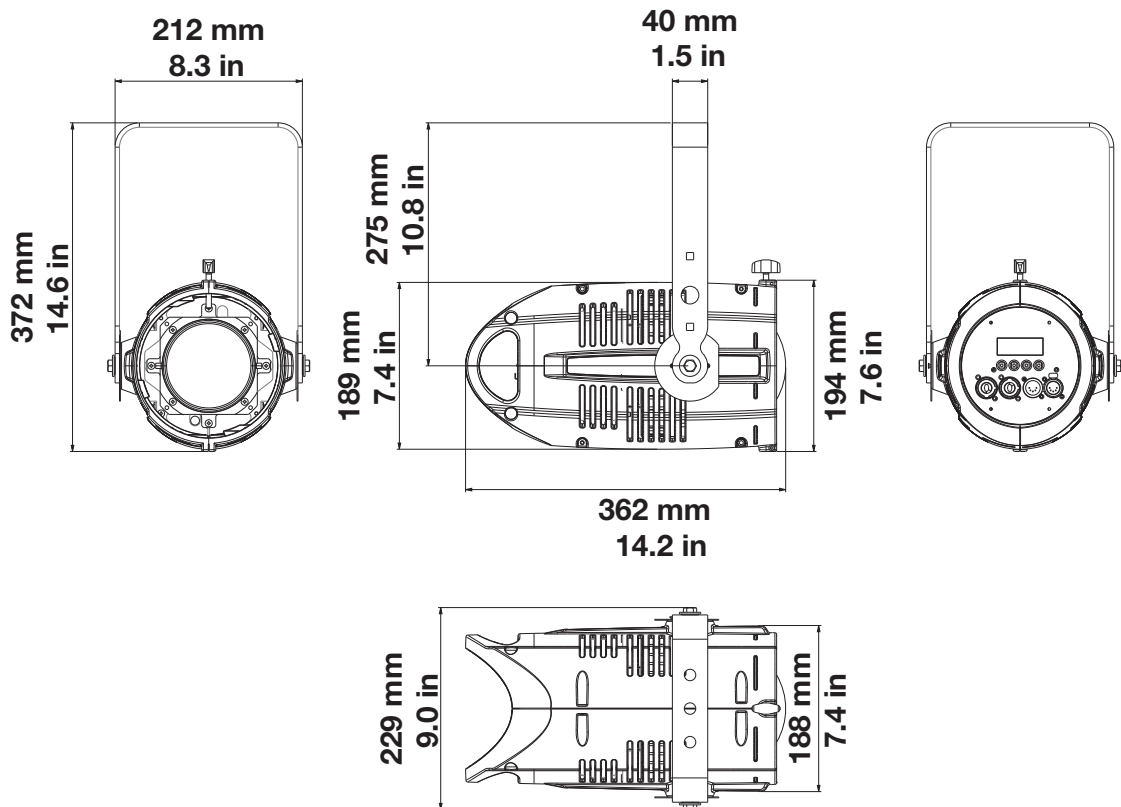
Reflection LEDko D - CRI 90 - Accessories

Picture	Code	Description
	BC10011A047	Hook Clamp 48 - 51 mm (Safe Working Load 20 Kg.)
	BC10011A045	Light Clamp silver 48 - 51 mm (Safe Working Load 75 Kg.)
	BC10011A046	Light Clamp black 48 - 51 mm (Safe Working Load 75 Kg.)
	BC10011A043	Clamp silver flat 13 - 30 mm / \varnothing 15 - 50 mm (Safe Working Load: 20 Kg.)
	BC10011A044	Clamp black flat 13 - 30 mm / \varnothing 15 - 50 mm (Safe Working Load 20 Kg.)

Reflection LEDko D - CRI 90 - Drawing Size



Reflection LEDko with optic Soft Profile Fresnel

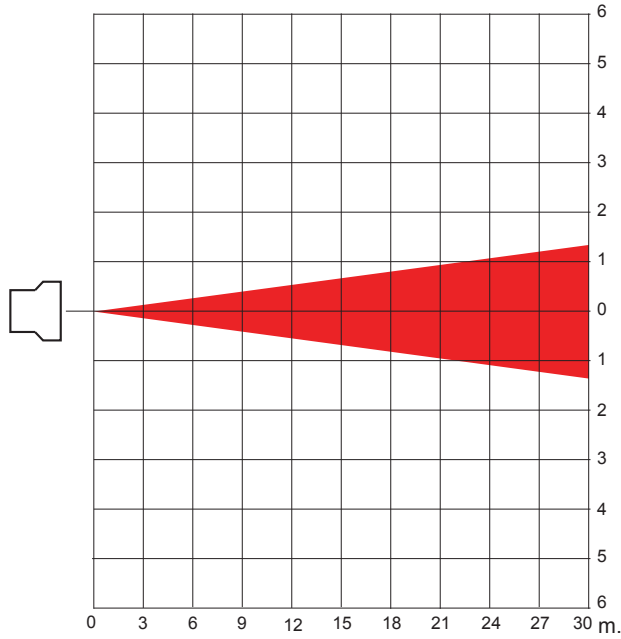


DMX Chart 5 Channels	
channel	effect
1	Master dimmer
2	Spare channel
3	Dimmer fine
4	Strobe
5	Special functions

DMX Chart 1 Channels	
channel	effect
1	Master dimmer

Profile 5°

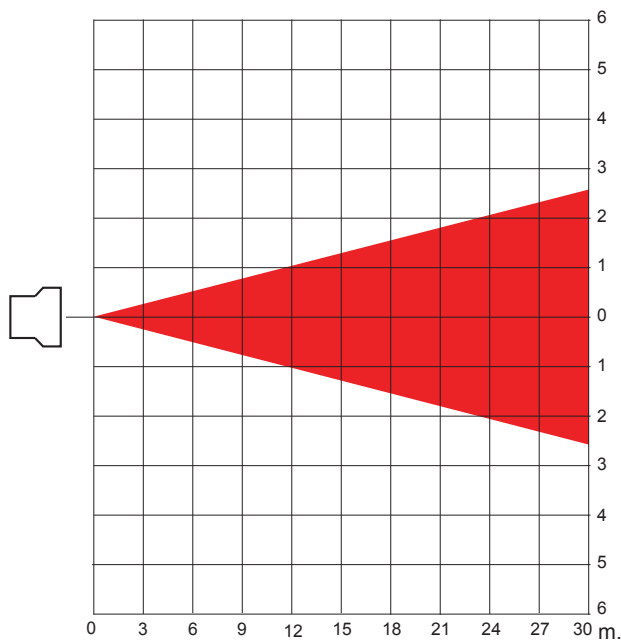
Distance (m.)	3	6	9	12	15	18	21	24	27	30
Luminous emittance (Lux)	130890	32722	14543	8181	5236	3636	2671	2045	1616	1309
Ø m.	0.26	0.52	0.79	1.05	1.31	1.57	1.83	2.10	2.36	2.62



Angle: 5°

Profile 10°

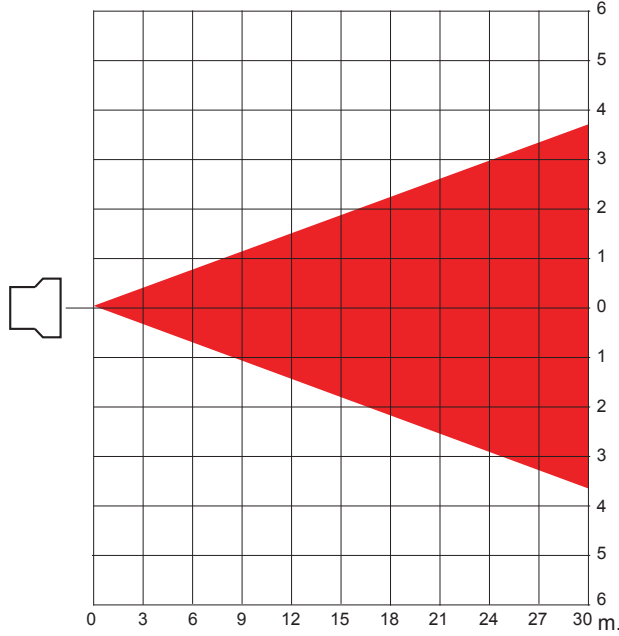
Distance (m.)	3	6	9	12	15	18	21	24	27	30
Luminous emittance (Lux)	69829	17457	7759	4364	2793	1940	1425	1091	862	698
Ø m.	0.52	1.05	1.57	2.10	2.62	3.15	3.67	4.20	4.72	5.25



Angle: 10°

Profile 14°

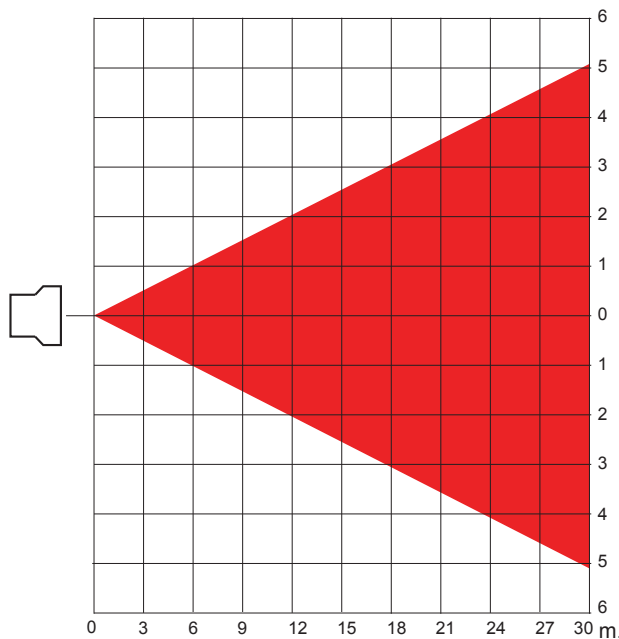
Distance (m.)	3	6	9	12	15	18	21	24	27	30
Luminous emittance (Lux)	29879	7470	3320	1867	1195	830	610	467	369	299
	0.74	1.47	2.21	2.95	3.68	4.42	5.16	5.89	6.63	7.37



Angle: 14°

Profile 19°

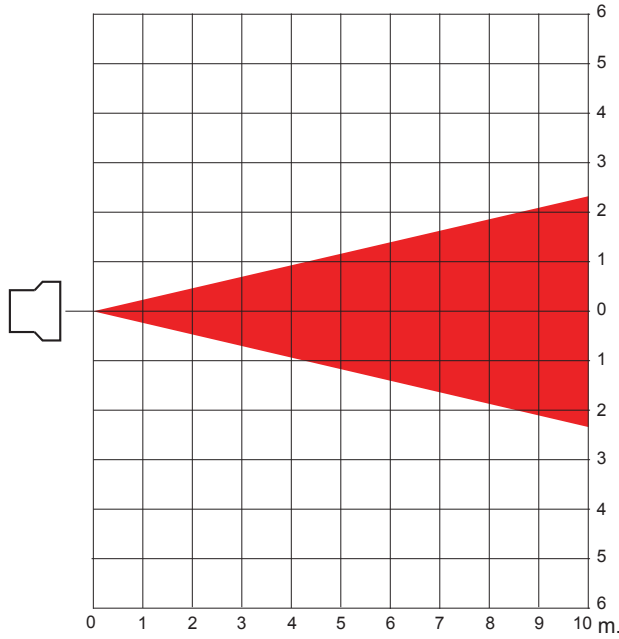
Distance (m.)	3	6	9	12	15	18	21	24	27	30
Luminous emittance (Lux)	18010	4503	2001	1126	720	500	368	281	222	180
Ø m.	1.00	2.01	3.01	4.02	5.02	6.02	7.03	8.03	9.04	10.04



Angle: 19°

Profile 26°

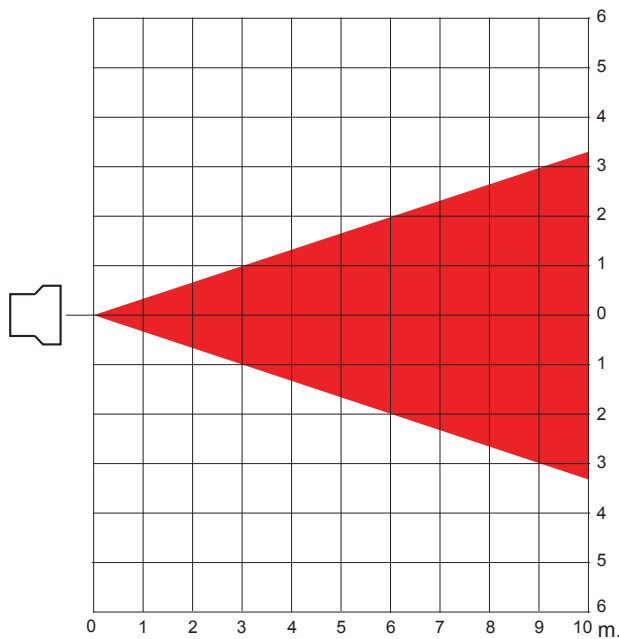
Distance (m.)	1	2	3	4	5	6	7	8	9	10
Luminous emittance (Lux)	88690	22173	9854	5543	3548	2464	1810	1386	1095	887
Ø m.	0.46	0.92	1.39	1.85	2.31	2.77	3.23	3.69	4.16	4.62



Angle: 26°

Profile 36°

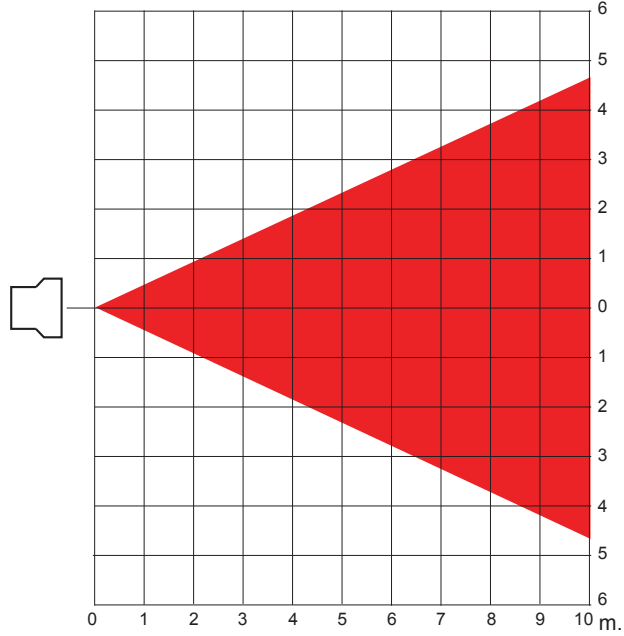
Distance (m.)	1	2	3	4	5	6	7	8	9	10
Luminous emittance (Lux)	53410	13353	5934	3338	2136	1484	1090	835	659	534
Ø m.	0.65	1.30	1.95	2.60	3.25	3.90	4.55	5.20	5.85	6.50



Angle: 36°

Profile 50°

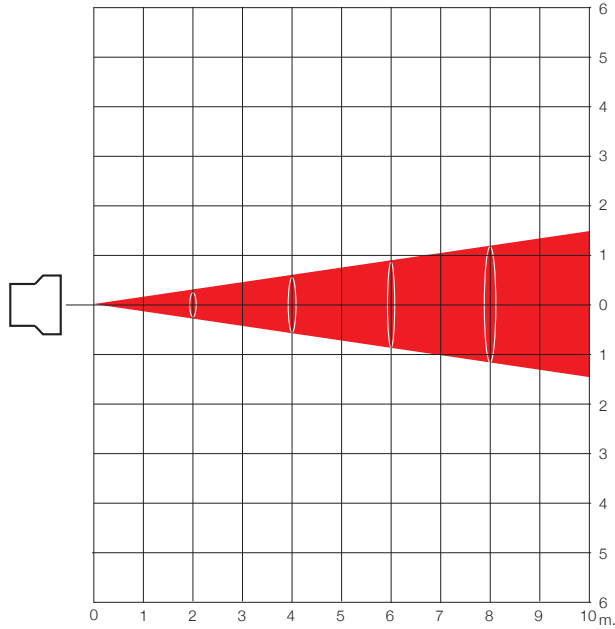
Distance (m.)	1	2	3	4	5	6	7	8	9	10
Luminous emittance (Lux)	24990	6248	2777	1562	1000	694	510	390	309	250
Ø m.	0.93	1.87	2.80	3.73	4.66	5.60	6.53	7.46	8.39	9.33



Angle: 50°

Profile 15°/35° Zoom min.

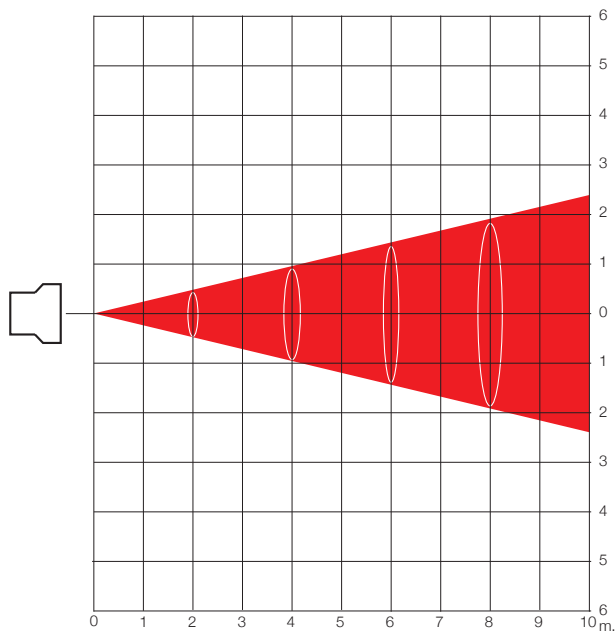
Distance (m.)	1	2	3	4	5	6	7	8	9	10
Luminous emittance (Lux)	186200	46550	20689	11638	7448	5172	3800	2909	2299	1862
Ø (m.)	0.30	0.60	0.90	1.20	1.49	1.79	2.09	2.39	2.69	2.99



Angle: 17°

Profile 15°/35°- Zoom med.

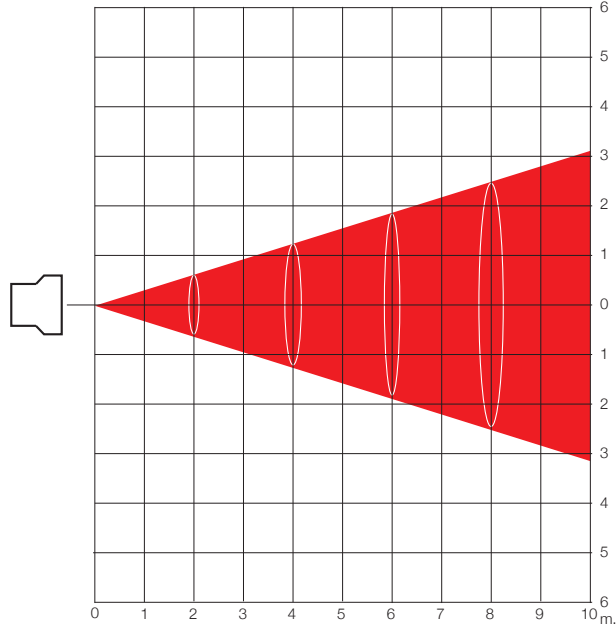
Distance (m.)	1	2	3	4	5	6	7	8	9	10
Luminous emittance (Lux)	102900	25725	11433	6431	4116	2858	2100	1608	1270	1029
Ø (m.)	0.44	0.89	1.33	1.77	2.22	2.66	3.10	3.55	3.99	4.43



Angle: 25°

Profile 15°/35° - Zoom max.

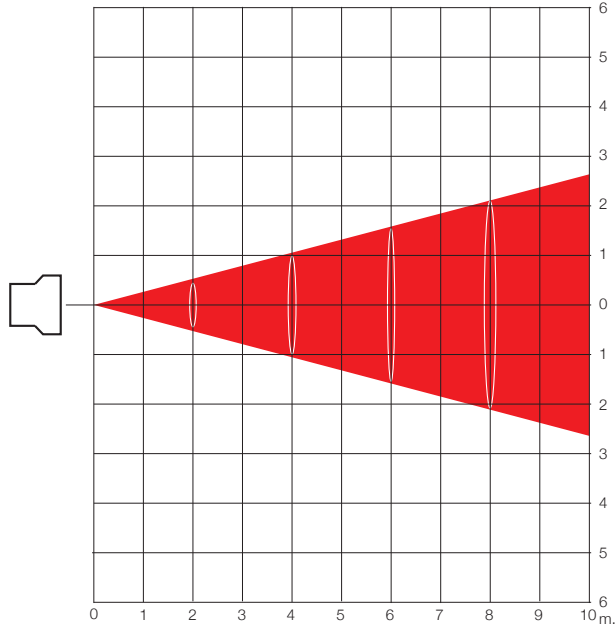
Distance (m.)	1	2	3	4	5	6	7	8	9	10
Luminous emittance (Lux)	63700	15925	7078	3981	2548	1769	1300	995	786	637
Ø (m.)	0.61	1.22	1.83	2.45	3.06	3.67	4.28	4.89	5.50	6.11



Angle: 34°

Profile 25°/50° Zoom min.

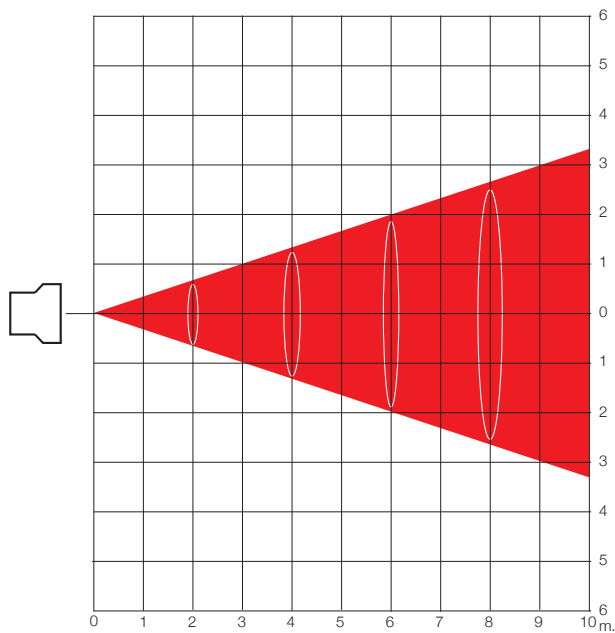
Distance (m.)	1	2	3	4	5	6	7	8	9	10
Luminous emittance (Lux)	64386	16097	7154	4024	2575	1789	1314	1006	795	644
Ø (m.)	0.54	1.07	1.61	2.14	2.68	3.22	3.75	4.29	4.82	5.36



Angle: 30°

Profile 25°/50°- Zoom med.

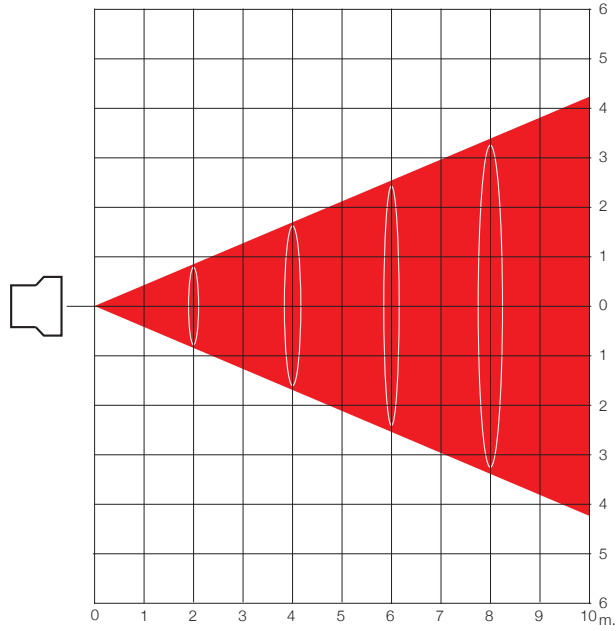
Distance (m.)	1	2	3	4	5	6	7	8	9	10
Luminous emittance (Lux)	48412	12103	5379	3026	1936	1345	988	756	598	484
Ø (m.)	0.67	1.34	2.01	2.68	3.35	4.02	4.68	5.35	6.02	6.69



Angle: 37°

Profile 25°/50° - Zoom max.

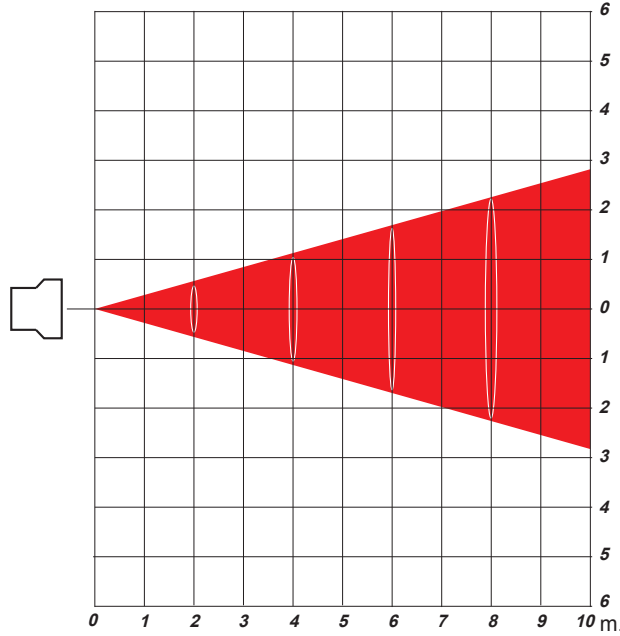
Distance (m.)	1	2	3	4	5	6	7	8	9	10
Luminous emittance (Lux)	32340	8085	3593	2021	1294	898	660	505	399	323
Ø (m.)	0.85	1.70	2.55	3.40	4.24	5.09	5.94	6.79	7.64	8.49



Angle: 46°

Profile 28°/40° Zoom min.

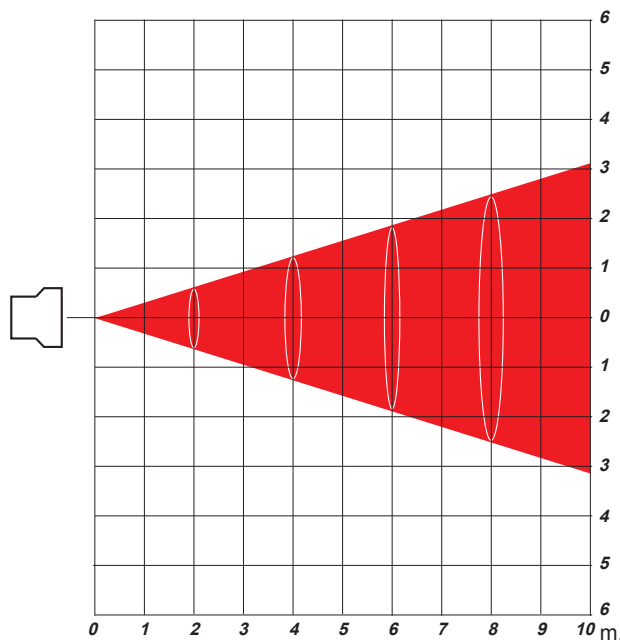
Distance (m.)	1	2	3	4	5	6	7	8	9	10
Luminous emittance (Lux)	75950	18988	8439	4747	3038	2110	1550	1187	938	760
Ø (m.)	0.57	1.15	1.72	2.29	2.87	3.44	4.01	4.59	5.16	5.73



Angle: 32°

Profile 28°/40°- Zoom med.

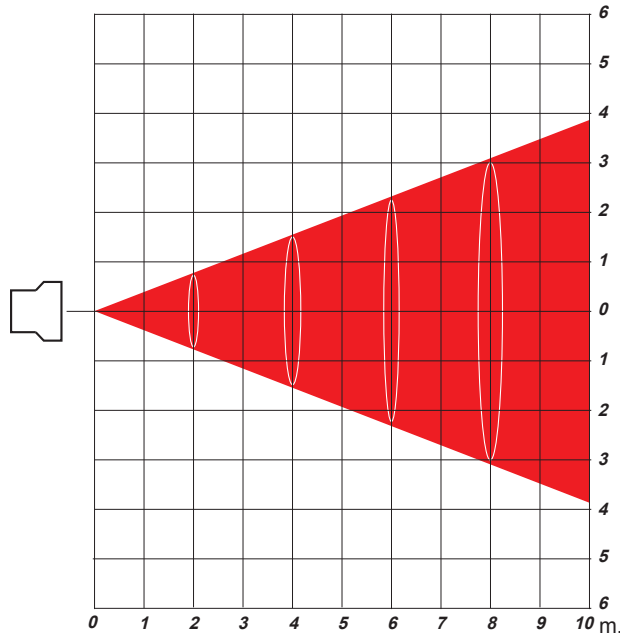
Distance (m.)	1	2	3	4	5	6	7	8	9	10
Luminous emittance (Lux)	66150	16538	7350	4134	2646	1838	1350	1034	817	662
Ø (m.)	0.65	1.30	1.95	2.60	3.25	3.90	4.55	5.20	5.85	6.50



Angle: 36°

Profile 28°/40° - Zoom max.

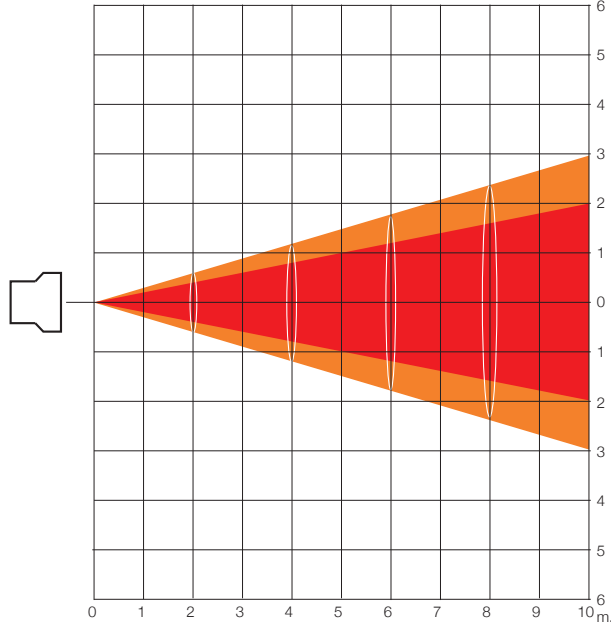
Distance (m.)	1	2	3	4	5	6	7	8	9	10
Luminous emittance (Lux)	45668	11417	5074	2854	1827	1269	932	714	564	457
Ø (m.)	0.77	1.54	2.30	3.07	3.84	4.61	5.37	6.14	6.91	7.68



Angle: 42°

Soft Profile F zoom Min

Distance (m.)	1	2	3	4	5	6	7	8	9	10
Luminous emittance (Lux)	66395	16599	7377	4150	2656	1844	1355	1037	820	664
1/2 peak angle Ø (m.)	0.39	0.78	1.17	1.56	1.94	2.33	2.72	3.11	3.50	3.89
1/10 peak angle Ø (m.)	0.59	1.18	1.78	2.37	2.96	3.55	4.15	4.74	5.33	5.92

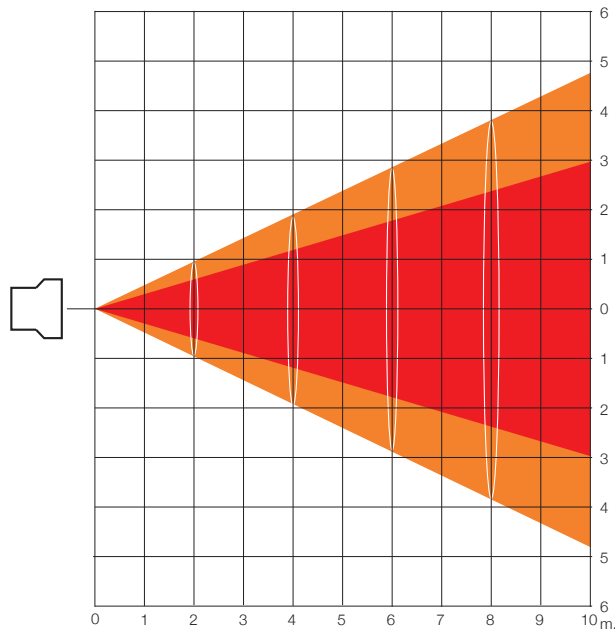


1/2 peak angle: 22°

1/10 peak angle: 33°

Soft Profile F zoom Max

Distance (m.)	1	2	3	4	5	6	7	8	9	10
Luminous emittance (Lux)	36995	9249	4111	2312	1480	1028	755	578	457	370
1/2 peak angle Ø (m.)	0.59	1.18	1.78	2.37	2.96	3.55	4.15	4.74	5.33	5.92
1/10 peak angle Ø (m.)	0.95	1.91	2.96	3.82	4.77	5.72	6.68	7.63	8.59	9.54

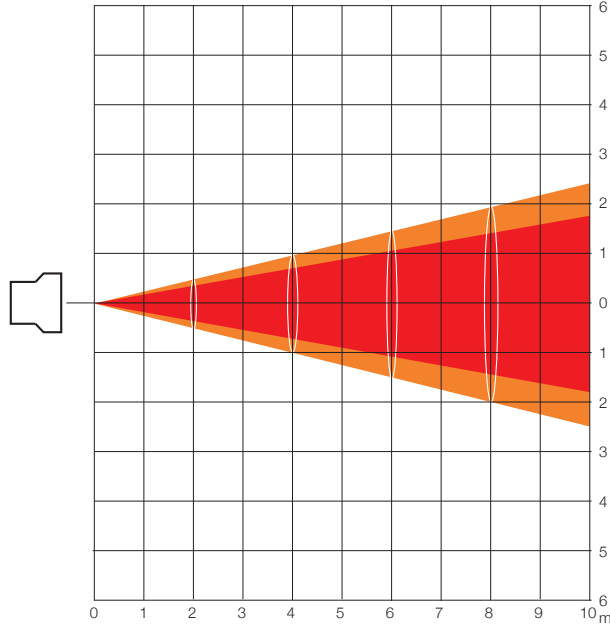


1/2 peak angle: 33°

1/10 peak angle: 51°

Soft Profile PC zoom Min

Distance (m.)	1	2	3	4	5	6	7	8	9	10
Luminous emittance (Lux)	117110	29278	13012	7319	4684	3253	2390	1830	1446	1171
1/2 peak angle Ø (m.)	0.35	0.71	1.06	1.41	1.76	2.12	2.47	2.82	3.17	3.53
1/10 peak angle Ø (m.)	0.48	0.96	1.44	1.92	2.40	2.88	3.36	3.84	4.32	4.80

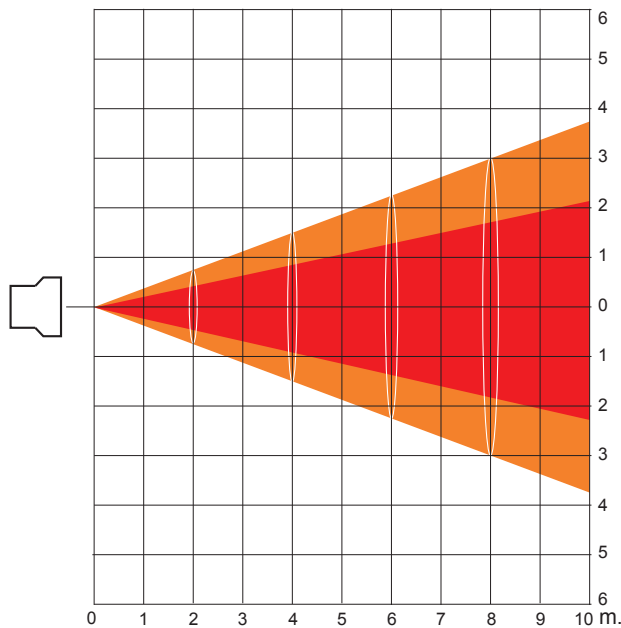


1/2 peak angle: 20°

1/10 peak angle: 27°

Soft Profile PC zoom Max

Distance (m.)	1	2	3	4	5	6	7	8	9	10
Luminous emittance (Lux)	66640	16660	7404	4165	2666	1851	1360	1041	823	666
1/2 peak angle Ø (m.)	0.44	0.89	1.33	1.77	2.22	2.66	3.10	3.55	3.99	4.43
1/10 peak angle Ø (m.)	0.75	1.50	2.24	2.99	3.74	4.49	5.23	5.98	6.73	7.48



1/2 peak angle: 25°

1/10 peak angle: 41°



Coemar Lighting S.r.l.
Via Carpenedolo, 90
46043 Castiglione delle Stiviere
Mantova - Italy
ph. +39 0376 1514412
fax +39 0376 1514380

www.coemar.com