

Technical Brochure



REFLECTION
LEDKO™ D Studio

Reflection Series



Reflection LEDko D Studio

KEY FEATURES

- CRI 96, ideal for broadcast segment
- Light source: 200W Daylight LEDs
- Soft profiling thanks to Fresnel and PC optics (Coemar patent)
- Smooth 16 bit dimmer
- Guaranteed Flicker-free operation (DMX controlled PWM frequency)
- The fan setting allows three options: low, auto, DMX regulated
- Instant gobos from standard printers



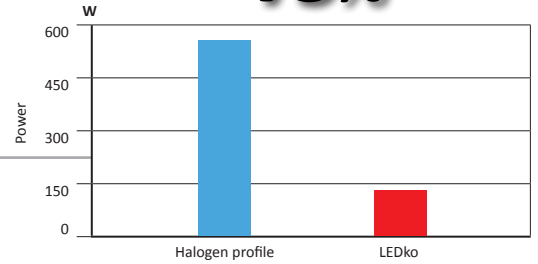
Reflection LEDko D Studio - F011B000A

*Reflection LEDko D Studio equipped with Soft Profile PC

-75%

low power consumption

Reflection LEDko reduces power consumption levels by up to 75% and therefore recovers the financial investment within a few months.



Reflection LEDko White Body



Reflection LEDko without optic



Reflection LEDko Rear panel

Reflection LEDko D Studio

SPECIFICATIONS

Fixed white color temperature 5600 K

Four blade framing system, each shutter blade is adjustable for radial position and angle

Electronic 16 bit dimming with 3 selectable curves (exponential, logarithmic, linear)

Synchronized, random or pulse electronic strobe

Flicker-free operation with LEDs frequency controlled via DMX from 600 Hz to 19000 Hz

Fan setting with 3 different options (low, auto, DMX regulated)

CE, ETL, UL approved

Weatherproof rating IP 20

PHYSICAL SIZE (With optic Soft Profile Fresnel)

Length: 601 mm (23.6 in)

Height: 189 mm (7.4 in)

Height with bracket: 372 mm (14.6 in)

Width: 212 mm (8.3 in)

Weight: 8 Kg (17.6 lbs)

PHYSICAL SIZE (Without optic)

Length: 362 mm (14.2 in)

Height: 189 mm (7.4 in)

Height with bracket: 372 mm (14.6 in)

Width: 212 mm (8.3 in)

Weight: 5.5 kg (12.1 lbs)

LIGHT SOURCE

Modular 200 W COB LED, CRI 96, TLCI 98

LEDs life: 20.000 hours at 70% lumen intensity maintenance

CONTROL PROTOCOL AND PROGRAMMING

USITT DMX512A

DMX channels: 5/1

Setting, addressing, testing and measurements via LEDs display

RDM

ELECTRICAL SPECIFICATIONS/CONNECTIONS

AC power: 90-230 V, auto sensing, 50/60 Hz

In and Out PowerCon connectors to feed up to 8 (at 230 VAC) or 4 (90 VAC)

Power consumption: 1.2 A at 230 V, 3 A at 90 V - cosφ 0,9

DMX data in/out: 5 pin locking XLR

ACCESSORIES

Gobo holder

Color frame

Iris

4-leaf barndoor

Flight case

Optics: Profile/Soft Profile, various angles available

Reflection LEDko D Studio - Optics

Picture	Code	Description
	BC10011A017	Profile Zoom 15°-35°
	BC10011A019	Profile Zoom 25°-50°
	BC10011A003	Profile Zoom 28°-40°
	BC10011A002	Soft Profile Fresnel Zoom 20°- 40°
	BC10011A001	Soft Profile PC Zoom 11°- 38°





Reflection LEDko D Studio - Optics

Picture	Code	Description
	BC10011A200	Front barrel for lens tube with burnished blades
	BC10011A012	Profile 19°, lens tube
	BC10011A013	Profile 26°, lens tube
	BC10011A015	Profile 36°, lens tube
	BC10011A016	Profile 50°, lens tube





Reflection LEDko D Studio - Optics

Picture	Code	Description
	BC10011A023	Profile 14°, lens tube
	BC10011A024	Profile 70°, lens tube
	BC10011A025	Profile 90°, lens tube

Reflection LEDko D Studio - Accessories

Picture	Code	Description
	<p>ACO4202</p>	<p>4 leaf barndoor</p>
	<p>BC10011A006</p>	<p>Gobo frame holder</p>
	<p>BC10011A030</p>	<p>Gobo glass holder</p>
	<p>BC10011A010</p>	<p>Iris</p>

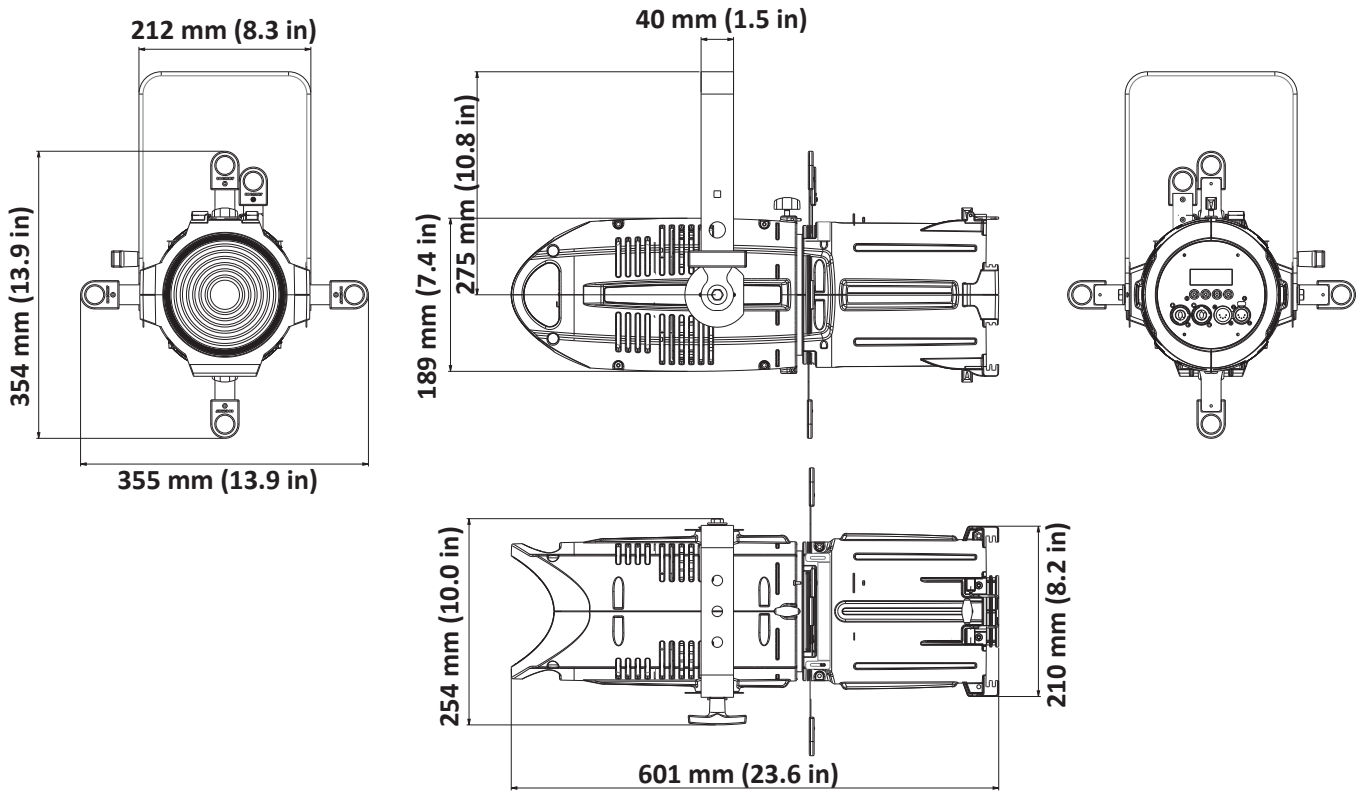
Reflection LEDko D Studio - Accessories

Picture	Code	Description
	<p>BC10011A028 BC10011A036 BC10011A032</p>	<p>Donut for Profile Zoom (190.5 mm) Donut for Soft Profile (185 mm) Donut for Lens Tube (159 mm)</p>
	<p>BC10011A027 BC10011A035 BC10011A031</p>	<p>Half Top Hat for Profile Zoom (190.5 mm) Half Top Hat for Soft Profile (185 mm) Half Top Hat for Lens Tube (159 mm)</p>
	<p>BC10011A029 BC10011A037 BC10011A033</p>	<p>Top Hat for Profile Zoom (190.5 mm) Half Top Hat for Soft Profile (185 mm) Half Top Hat for Lens Tube (159 mm)</p>
	<p>BC10011A040 ACO4204 BC10011A021</p>	<p>Colour Frame Holder for Profile Zoom (190.5 mm) Colour Frame Holder for Soft Profile (185 mm) Colour Frame Holder for Lens Tube (159 mm)</p>

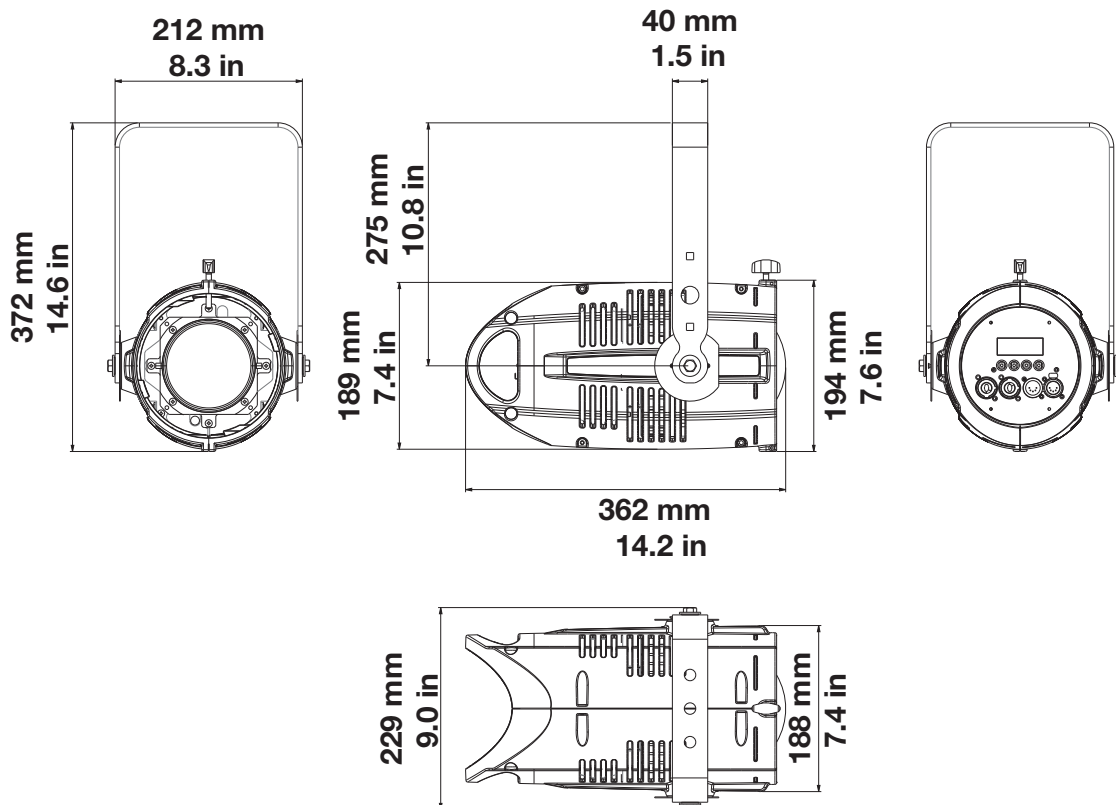
Reflection LEDko D Studio - Accessories

Picture	Code	Description
	BC10011A047	Hook Clamp 48 - 51 mm (Safe Working Load 20 Kg.)
	BC10011A045	Light Clamp silver 48 - 51 mm (Safe Working Load 75 Kg.)
	BC10011A046	Light Clamp black 48 - 51 mm (Safe Working Load 75 Kg.)
	BC10011A043	Clamp silver flat 13 - 30 mm / \varnothing 15 - 50 mm (Safe Working Load: 20 Kg.)
	BC10011A044	Clamp black flat 13 - 30 mm / \varnothing 15 - 50 mm (Safe Working Load 20 Kg.)

Reflection LEDko D Studio - Drawing Size



Reflection LEDko con ottica Soft Profile Fresnel

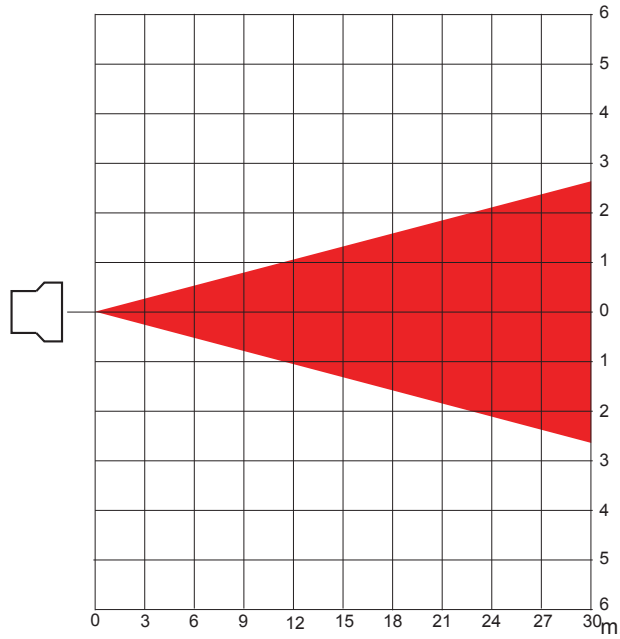


DMX Chart 5 Channels	
channel	effect
1	Master dimmer
2	Spare channel
3	Dimmer fine
4	Strobe
5	Special functions

DMX Chart 1 Channels	
channel	effect
1	Master dimmer

Profile 10°

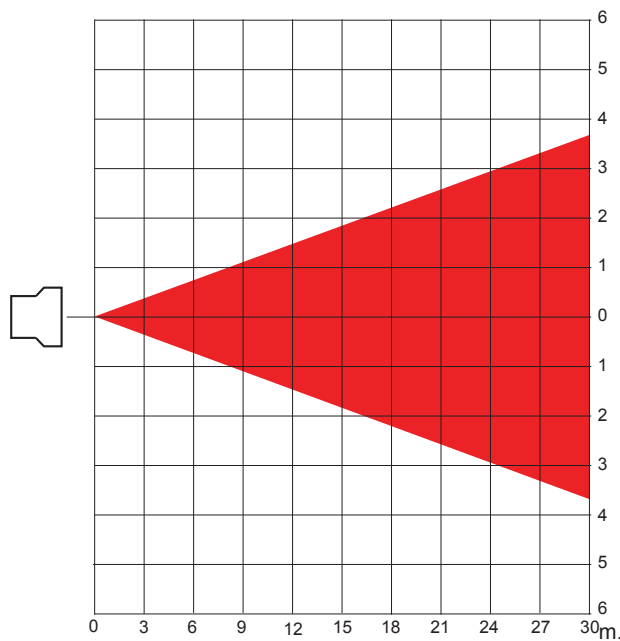
Distance (m.)	3	6	9	12	15	18	21	24	27	30
Luminous emittance (Lux)	29155	7289	3239	1822	1166	810	595	456	360	292
Ø m.	0.52	1.05	1.57	2.10	2.62	3.15	3.67	4.20	4.72	5.25



Angle: 10°

Profile 14°

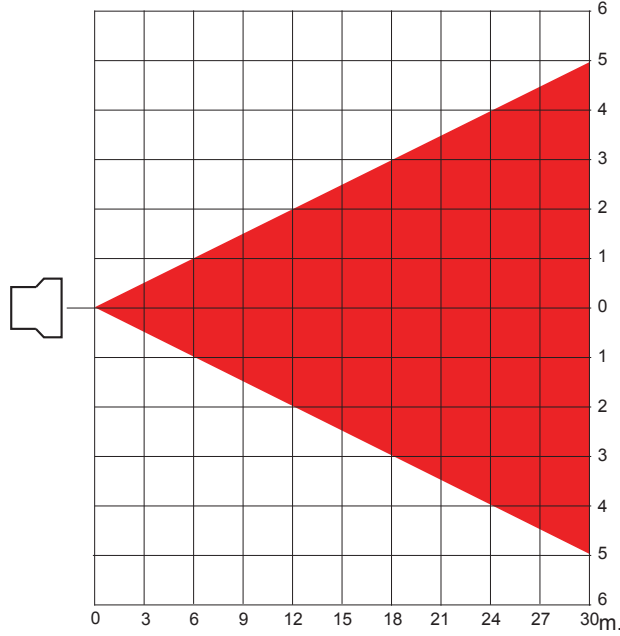
Distance (m.)	3	6	9	12	15	18	21	24	27	30
Luminous emittance (Lux)	13747	3437	1527	859	550	382	281	215	170	137
Ø m.	0.74	1.47	2.21	2.95	3.68	4.42	5.16	5.89	6.63	7.37



Angle: 14°

Profile 19°

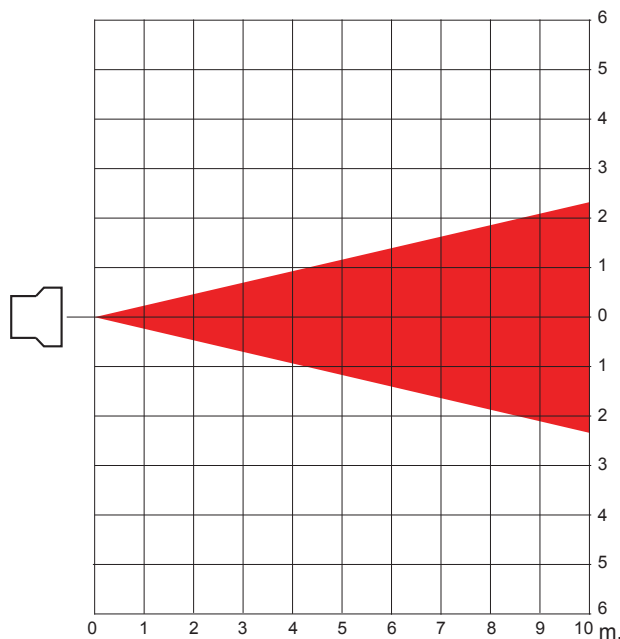
Distance (m.)	3	6	9	12	15	18	21	24	27	30
Luminous emittance (Lux)	8330	2083	926	521	333	231	170	130	103	83
Ø m.	1.00	2.01	3.01	4.02	5.02	6.02	7.03	8.03	9.04	10.04



Angle: 19°

Profile 26°

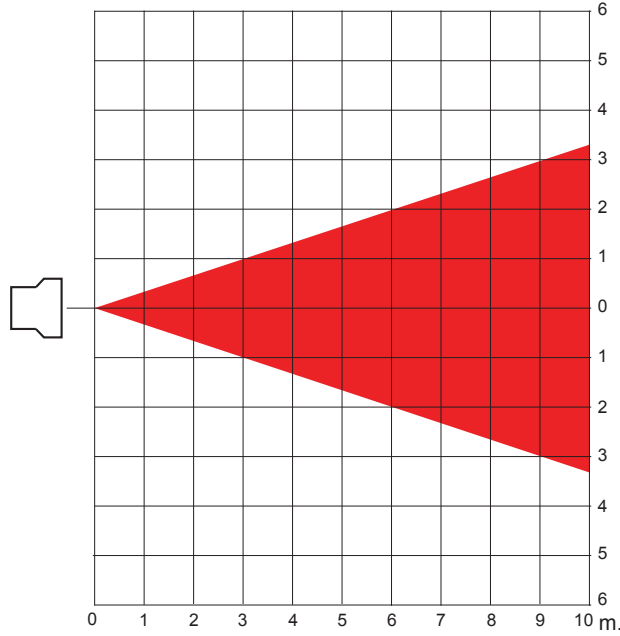
Distance (m.)	1	2	3	4	5	6	7	8	9	10
Luminous emittance (Lux)	74480	18620	8276	4655	2979	2069	1520	1164	920	745
Ø m.	0.46	0.92	1.39	1.85	2.31	2.77	3.23	3.69	4.16	4.62



Angle: 26°

Profile 36°

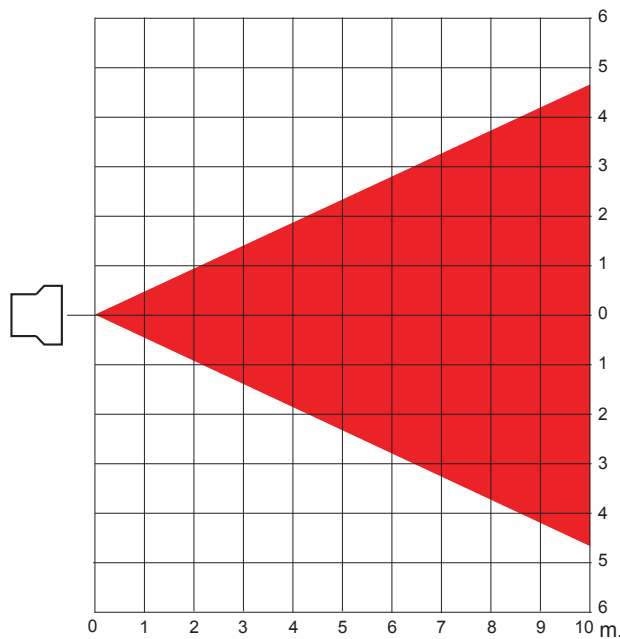
Distance (m.)	1	2	3	4	5	6	7	8	9	10
Luminous emittance (Lux)	42483	10621	4720	2655	1699	1180	867	664	524	425
Ø m.	0.65	1.30	1.95	2.60	3.25	3.90	4.55	5.20	5.85	6.50



Angle: 36°

Profile 50°

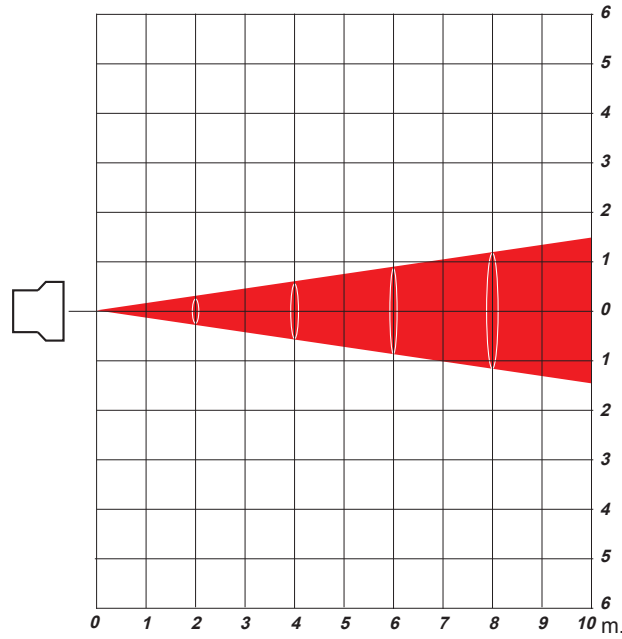
Distance (m.)	1	2	3	4	5	6	7	8	9	10
Luminous emittance (Lux)	23030	5758	2559	1439	921	640	470	360	284	230
Ø m.	0.93	1.87	2.80	3.73	4.66	5.60	6.53	7.46	8.39	9.33



Angle: 50°

Profile 15°/35° Zoom min.

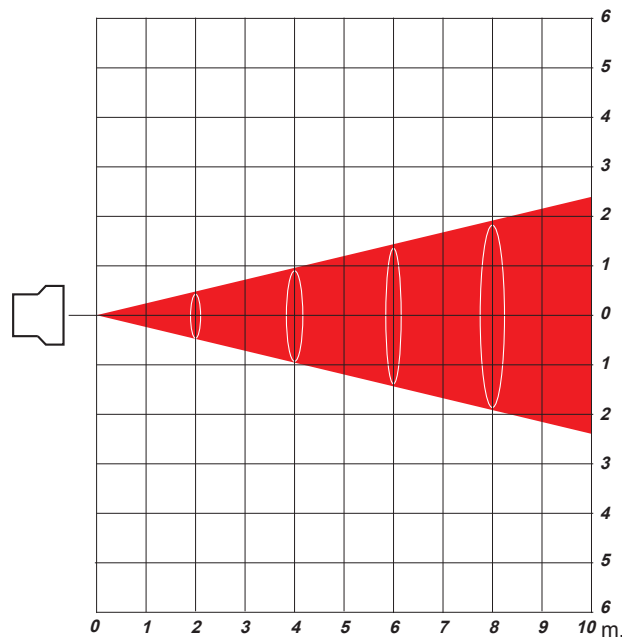
Distance (m.)	1	2	3	4	5	6	7	8	9	10
Luminous emittance (Lux)	127302	31826	14145	7956	5092	3536	2598	1989	1572	1273
Ø (m.)	0.30	0.60	0.90	1.20	1.49	1.79	2.09	2.39	2.69	2.99



Angle: 17°

Profile 15°/35°- Zoom med.

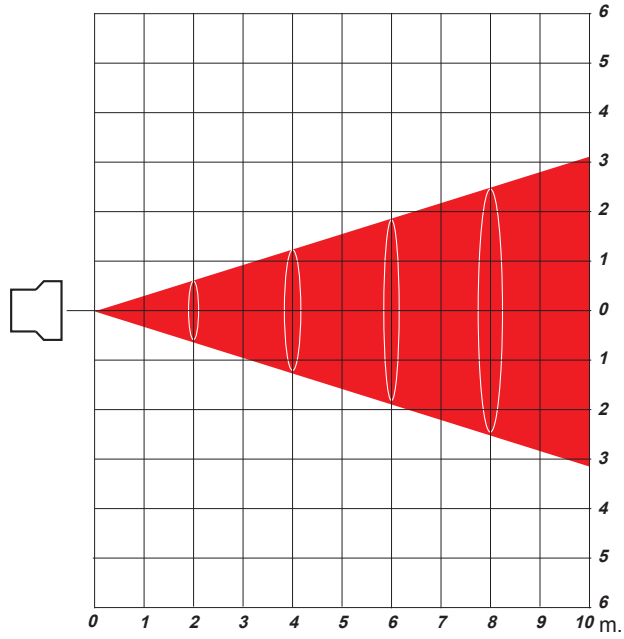
Distance (m.)	1	2	3	4	5	6	7	8	9	10
Luminous emittance (Lux)	84378	21095	9375	5274	3375	2344	1722	1318	1042	844
Ø (m.)	0.44	0.89	1.33	1.77	2.22	2.66	3.10	3.55	3.99	4.43



Angle: 25°

Profile 15°/35°- Zoom max.

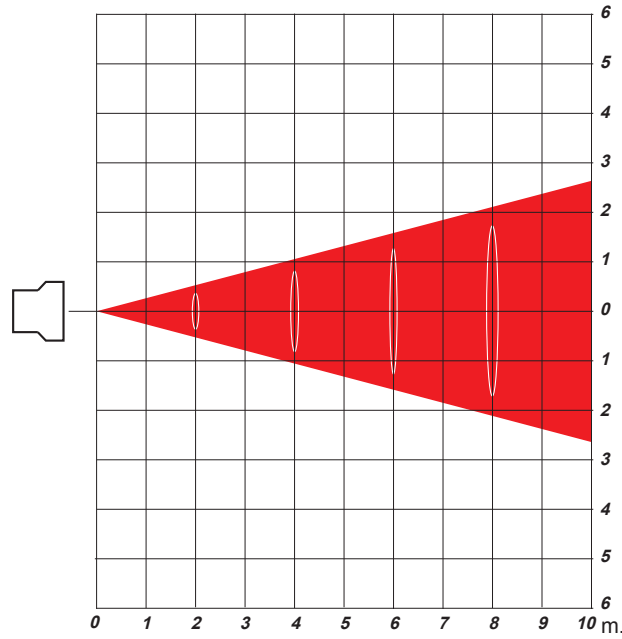
Distance (m.)	1	2	3	4	5	6	7	8	9	10
Luminous emittance (Lux)	51107	12777	5679	3194	2044	1420	1043	799	631	511
Ø (m.)	0.61	1.22	1.83	2.45	3.06	3.67	4.28	4.89	5.50	6.11



Angle: 34°

Profile 25°/50° Zoom min.

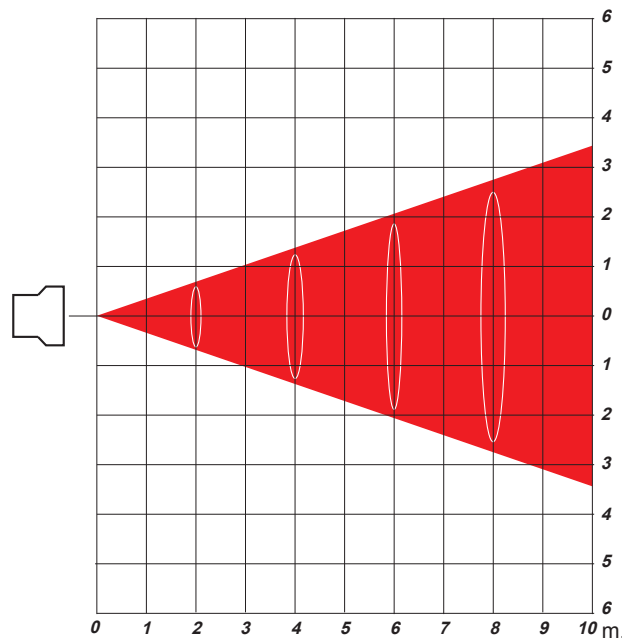
Distance (m.)	1	2	3	4	5	6	7	8	9	10
Luminous emittance (Lux)	55615	13904	6179	3476	2225	1545	1135	869	687	556
Ø (m.)	0.54	1.07	1.61	2.14	2.68	3.22	3.75	4.29	4.82	5.36



Angle: 30°

Profile 25°/50°- Zoom med.

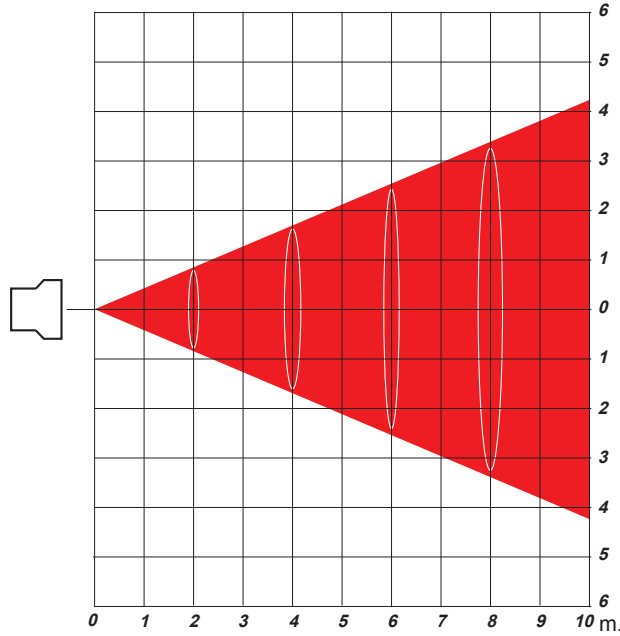
Distance (m.)	1	2	3	4	5	6	7	8	9	10
Luminous emittance (Lux)	35770	8943	3974	2236	1431	994	730	559	442	358
Ø (m.)	0.69	1.38	2.07	2.75	3.44	4.13	4.82	5.51	6.20	6.89



Angle: 38°

Profile 25°/50°- Zoom max.

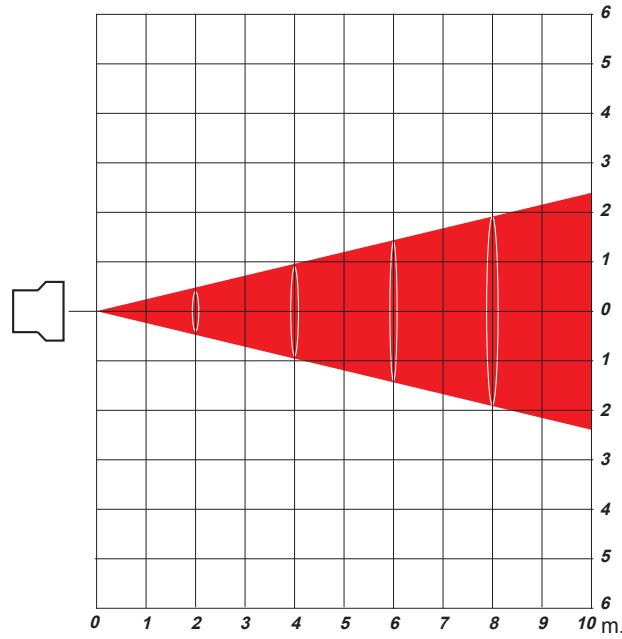
Distance (m)	1	2	3	4	5	6	7	8	9	10
Luminous emittance (Lux)	27342	6836	3038	1709	1094	760	558	427	338	273
Ø (m)	0.85	1.70	2.55	3.40	4.24	5.09	5.94	6.79	7.64	8.49



Angle: 46°

Profile 28°/40° Zoom min.

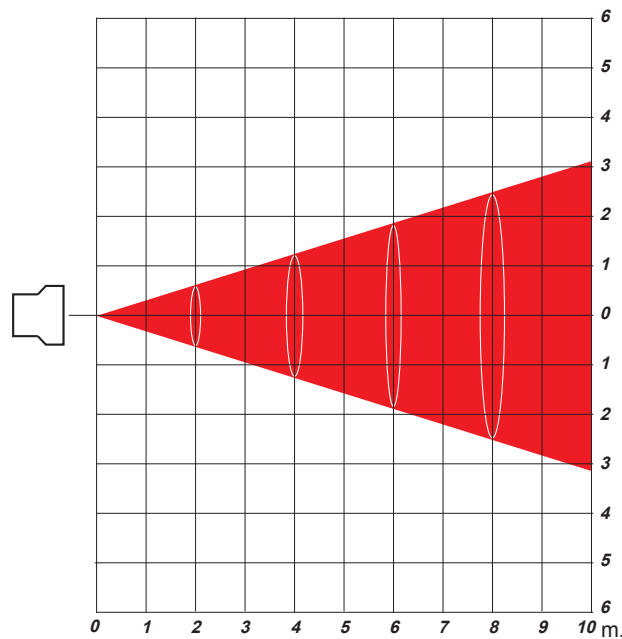
Distance (m.)	1	2	3	4	5	6	7	8	9	10
Luminous emittance (Lux)	60613	15153	6735	3788	2425	1684	1237	947	748	606
Ø (m.)	0.48	0.96	1.44	1.92	2.40	2.88	3.36	3.84	4.32	4.80



Angle: 27°

Profile 28°/40°- Zoom med.

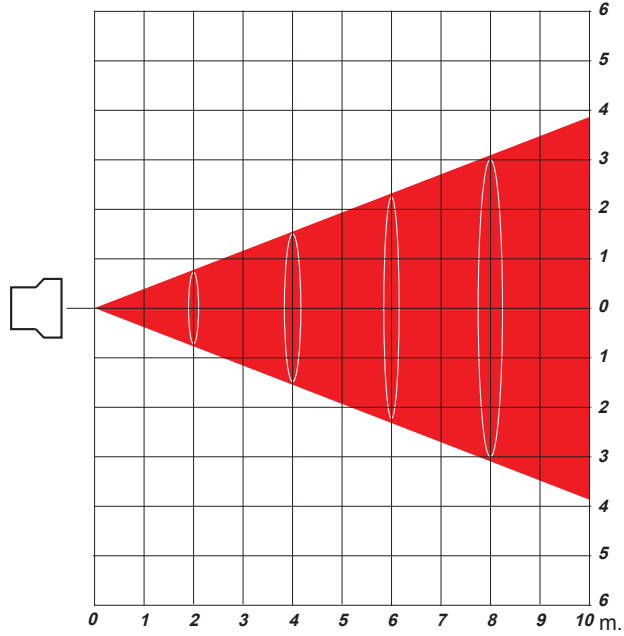
Distance (m.)	1	2	3	4	5	6	7	8	9	10
Luminous emittance (Lux)	45178	11295	5020	2824	1807	1255	922	706	558	452
Ø (m.)	0.63	1.26	1.89	2.52	3.15	3.78	4.41	5.04	5.68	6.31



Angle: 35°

Profile 28°/40°- Zoom max.

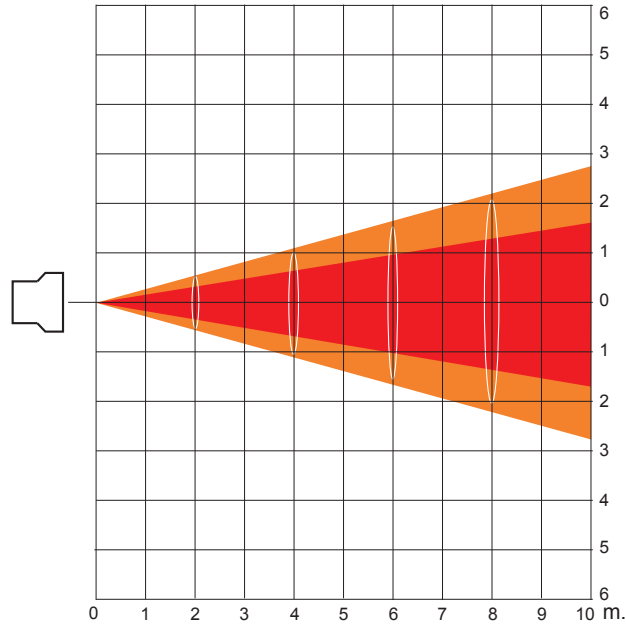
Distance (m.)	1	2	3	4	5	6	7	8	9	10
Luminous emittance (Lux)	36750	9188	4083	2297	1470	1021	750	574	454	368
Ø (m.)	0.77	1.54	2.30	3.07	3.84	4.61	5.37	6.14	6.91	7.68



Angle: 42°

Soft Profile F zoom Min

Distance (m)	1	2	3	4	5	6	7	8	9	10
Luminous emittance (Lux)	63700	15925	7078	3981	2548	1769	1300	995	786	637
1/2 peak angle α (m)	0.35	0.71	1.06	1.41	1.76	2.12	2.47	2.82	3.17	3.53
1/10 peak angle α (m)	0.55	1.11	1.66	2.22	2.77	3.33	3.88	4.44	4.99	5.55

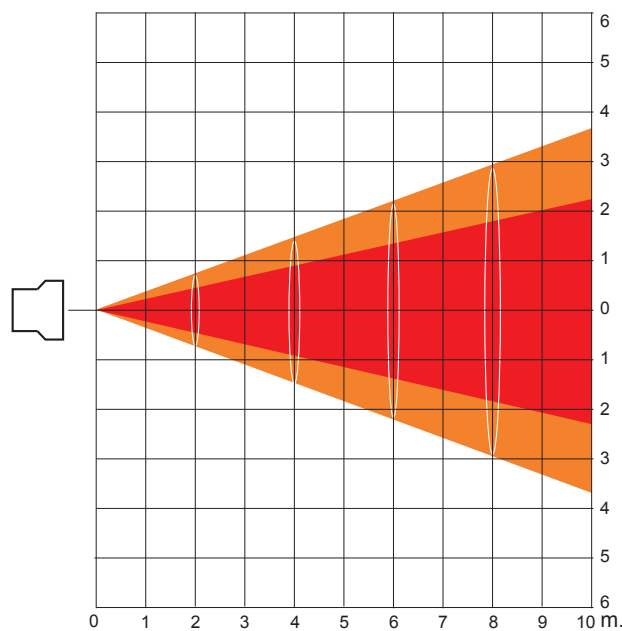


1/2 peak angle: 20°

1/10 peak angle: 31°

Soft Profile F zoom Max

Distance (m)	1	2	3	4	5	6	7	8	9	10
Luminous emittance (Lux)	24255	6064	2695	1516	970	674	495	379	299	243
1/2 peak angle α (m)	0.44	0.89	1.33	1.77	2.22	2.66	3.10	3.55	3.99	4.43
1/10 peak angle α (m)	0.73	1.46	2.18	2.91	3.64	4.37	5.10	5.82	6.55	7.28

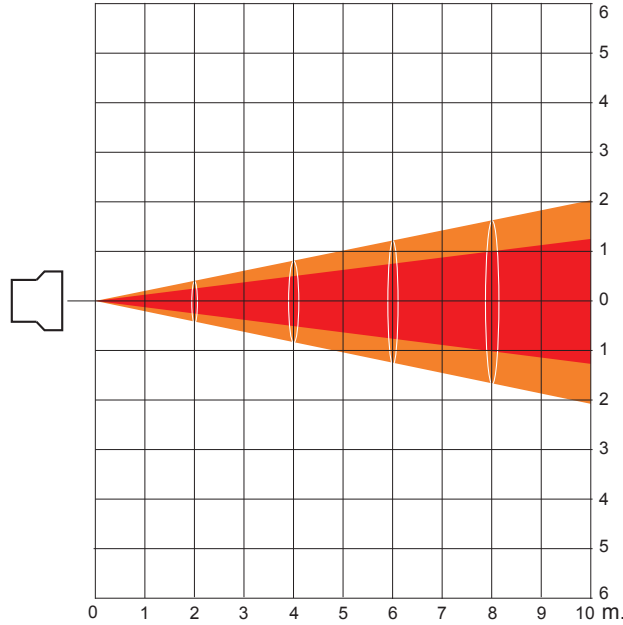


1/2 peak angle: 25°

1/10 peak angle: 40°

Soft Profile PC zoom Min

Distance (m)	1	2	3	4	5	6	7	8	9	10
Luminous emittance (Lux)	79772	19943	8864	4986	3191	2216	1628	1246	985	798
1/2 peak angle θ (m)	0.35	0.71	1.06	1.41	1.76	2.12	2.47	2.82	3.17	3.53
1/10 peak angle θ (m)	0.48	0.96	1.44	1.92	2.40	2.88	3.36	3.84	4.32	4.80

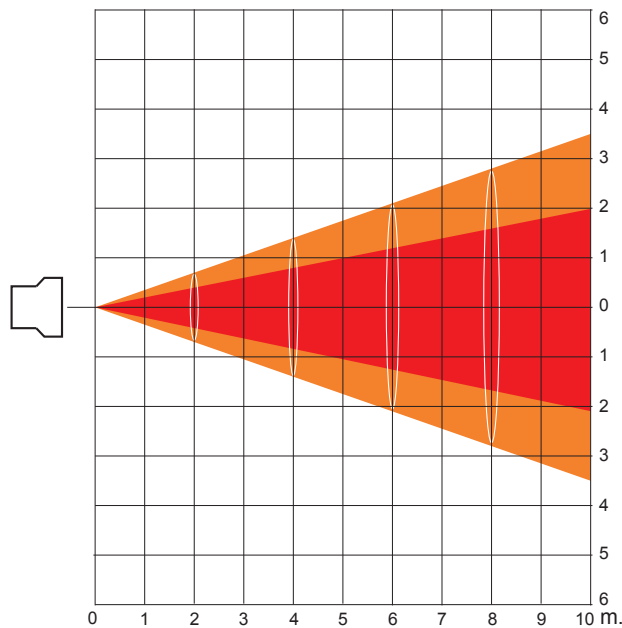


1/2 peak angle: 20°

1/10 peak angle: 27°

Soft Profile PC zoom Max

Distance (m)	1	2	3	4	5	6	7	8	9	10
Luminous emittance (Lux)	36750	9188	4083	2297	1470	1021	750	574	454	368
1/2 peak angle θ (m)	0.41	0.81	1.22	1.63	2.03	2.44	2.85	3.26	3.66	4.07
1/10 peak angle θ (m)	0.71	1.42	2.12	2.83	3.54	4.25	4.96	5.67	6.37	7.08



1/2 peak angle: 25°

1/10 peak angle: 41°



Coemar Lighting S.r.l.
Via Carpenedolo, 90
46043 Castiglione delle Stiviere
Mantova - Italy
ph. +39 0376 1514412
fax +39 0376 1514380

www.coemar.com

Coemar Lighting S.r.l. reserves the right to change specifications without prior notice.