

Technical Brochure



REFLECTION
LEDKO™ T Studio

Reflection Series



Reflection LEDko T Studio

KEY FEATURES

- CRI 96, ideal for broadcast segment
- Light source: 200W Tungsten LEDs
- Soft profiling thanks to Fresnel and PC optics (Coemar patent)
- Smooth 16 bit dimmer
- Guaranteed Flicker-free operation (DMXcontrolled PWM frequency)
- The fan setting allows three options: low, auto, DMX regulated
- Instant gobos from standard printers



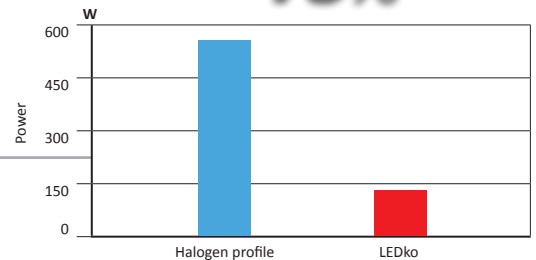
Reflection LEDko T Studio - F011A000A

*Reflection LEDko T Studio equipped with Soft Profile PC

-75%

low power consumption

Reflection LEDko reduces power consumption levels by up to 75% and therefore recovers the financial investment within a few months.



Reflection LEDko White Body



Reflection LEDko without optic



Reflection LEDko Rear panel

Reflection LEDko T Studio

SPECIFICATIONS

Fixed white color temperature 3200 K

Four blade framing system, each shutter blade is adjustable for radial position and angle

Electronic 16 bit dimming with 3 selectable curves (exponential, logarithmic, linear)

Synchronized, random or pulse electronic strobe

Flicker-free operation with LEDs frequency controlled via DMX from 600 Hz to 19000 Hz

Fan setting with 3 different options (low, auto, DMX regulated)

CE, ETL, UL approved

Weatherproof rating IP 20

PHYSICAL SIZE (With optic Soft Profile Fresnel)

Length: 601 mm (23.6 in)

Height: 189 mm (7.4 in)

Height with bracket: 372 mm (14.6 in)

Width: 212 mm (8.3 in)

Weight: 8 Kg (17.6 lbs)

PHYSICAL SIZE (Without optic)

Length: 362 mm (14.2 in)

Height: 189 mm (7.4 in)

Height with bracket: 372 mm (14.6 in)

Width: 212 mm (8.3 in)

Weight: 5.5 kg (12.1 lbs)

LIGHT SOURCE

Modular 200 W COB LED, CRI 96, TLCI 97

LEDs life: 20.000 hours at 70% lumen intensity maintenance

CONTROL PROTOCOL AND PROGRAMMING

USITT DMX512A

DMX channels: 5/1

Setting, addressing, testing and measurements via LEDs display

RDM

ELECTRICAL SPECIFICATIONS/CONNECTIONS

AC power: 90-230 V, auto sensing, 50/60 Hz

In and Out PowerCon connectors to feed up to 8 (at 230 VAC) or 4 (90 VAC)

Power consumption: 1.2 A at 230 V, 3 A at 90 V - $\cos\phi$ 0,9

DMX data in/out: 5 pin locking XLR

ACCESSORIES

Gobo holder

Colour frame

Iris

4-leaf barndoor

Flight case

Optics: Profile/Soft Profile, various angles available

Reflection LEDko T Studio - Optics

Picture	Code	Description
	BC10011A017	Profile Zoom 15°-35°
	BC10011A019	Profile Zoom 25°-50°
	BC10011A003	Profile Zoom 28°-40°
	BC10011A002	Soft Profile Fresnel Zoom 20°- 40°
	BC10011A001	Soft Profile PC Zoom 11°- 38°




Reflection LEDko T Studio - Optics

Picture	Code	Description
	BC10011A200	Front barrel for lens tube with burnished blades
	BC10011A012	Profile 19°, lens tube
	BC10011A013	Profile 26°, lens tube
	BC10011A015	Profile 36°, lens tube
	BC10011A016	Profile 50°, lens tube





Reflection LEDko T Studio - Optics

Picture	Code	Description
	BC10011A023	Profile 14°, lens tube
	BC10011A024	Profile 70°, lens tube
	BC10011A025	Profile 90°, lens tube

Reflection LEDko T Studio - Accessories

Picture	Code	Description
	<p>ACO4202</p>	<p>4 leaf barndoor</p>
	<p>BC10011A006</p>	<p>Gobo frame holder</p>
	<p>BC10011A030</p>	<p>Gobo glass holder</p>
	<p>BC10011A010</p>	<p>Iris</p>

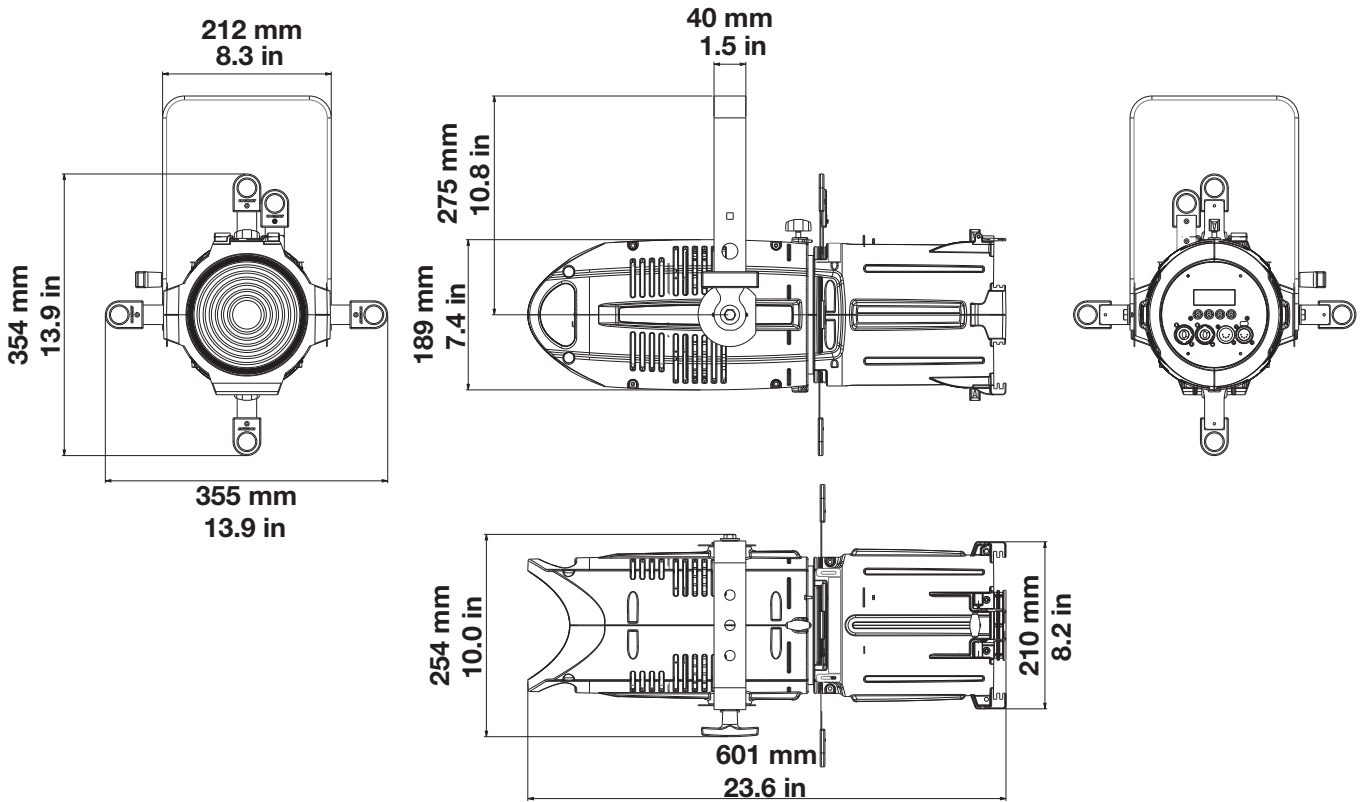
Reflection LEDko T Studio - Accessories

Picture	Code	Description
	<p>BC10011A028 BC10011A036 BC10011A032</p>	<p>Donut for Profile Zoom (190.5 mm) Donut for Soft Profile (185 mm) Donut for Lens Tube (159 mm)</p>
	<p>BC10011A027 BC10011A035 BC10011A031</p>	<p>Half Top Hat for Profile Zoom (190.5 mm) Half Top Hat for Soft Profile (185 mm) Half Top Hat for Lens Tube (159 mm)</p>
	<p>BC10011A029 BC10011A037 BC10011A033</p>	<p>Top Hat for Profile Zoom (190.5 mm) Half Top Hat for Soft Profile (185 mm) Half Top Hat for Lens Tube (159 mm)</p>
	<p>BC10011A040 ACO4204 BC10011A021</p>	<p>Colour Frame Holder for Profile Zoom (190.5 mm) Colour Frame Holder for Soft Profile (185 mm) Colour Frame Holder for Lens Tube (159 mm)</p>

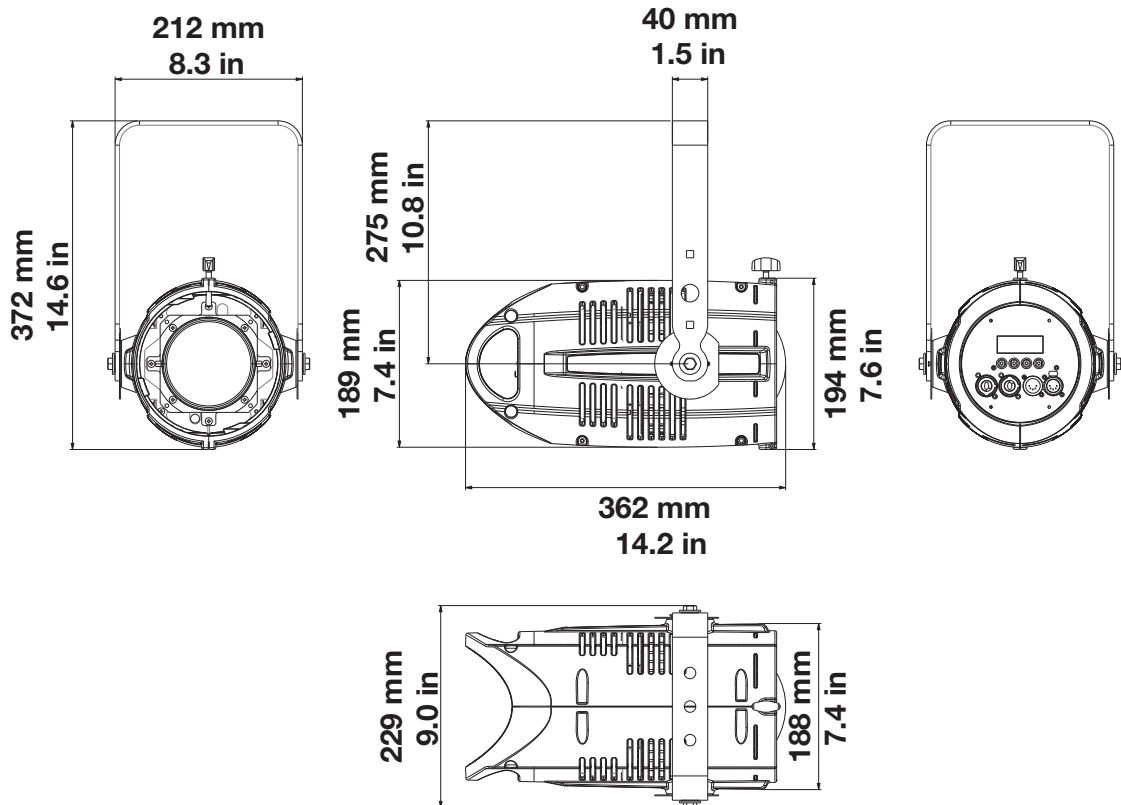
Reflection LEDko T Studio - Accessories

Picture	Code	Description
	BC10011A047	Hook Clamp 48 - 51 mm (Safe Working Load 20 Kg.)
	BC10011A045	Light Clamp silver 48 - 51 mm (Safe Working Load 75 Kg.)
	BC10011A046	Light Clamp black 48 - 51 mm (Safe Working Load 75 Kg.)
	BC10011A043	Clamp silver flat 13 - 30 mm / \varnothing 15 - 50 mm (Safe Working Load: 20 Kg.)
	BC10011A044	Clamp black flat 13 - 30 mm / \varnothing 15 - 50 mm (Safe Working Load 20 Kg.)

Reflection LEDko T Studio - Drawing Size



Reflection LEDko with optic Soft Profile Fresnel

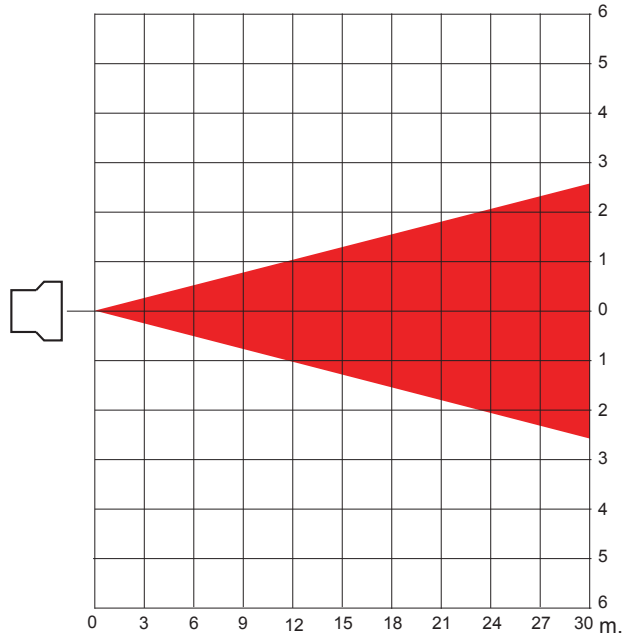


DMX Chart 5 Channels	
channel	effect
1	Master dimmer
2	Spare channel
3	Dimmer fine
4	Strobe
5	Special functions

DMX Chart 1 Channels	
channel	effect
1	Master dimmer

Profile 10°

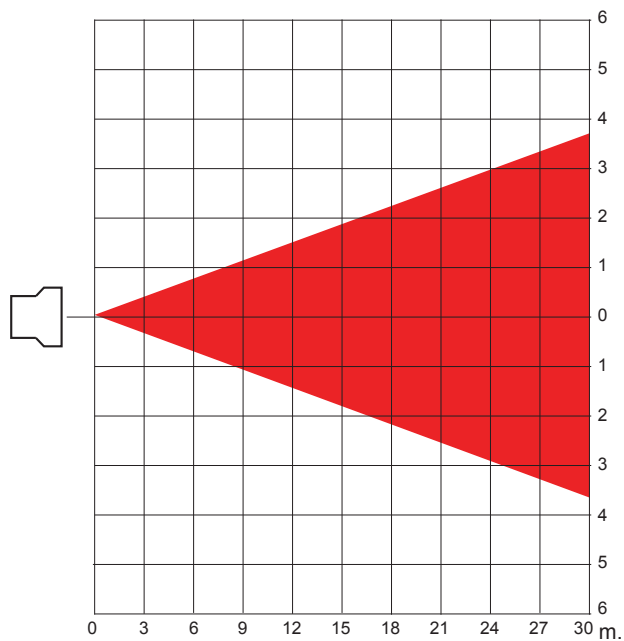
Distance (m.)	3	6	9	12	15	18	21	24	27	30
Luminous emittance (Lux)	26950	6738	2994	1684	1078	749	550	421	333	270
Ø m.	0.52	1.05	1.57	2.10	2.62	3.15	3.67	4.20	4.72	5.25



Angle: 10°

Profile 14°

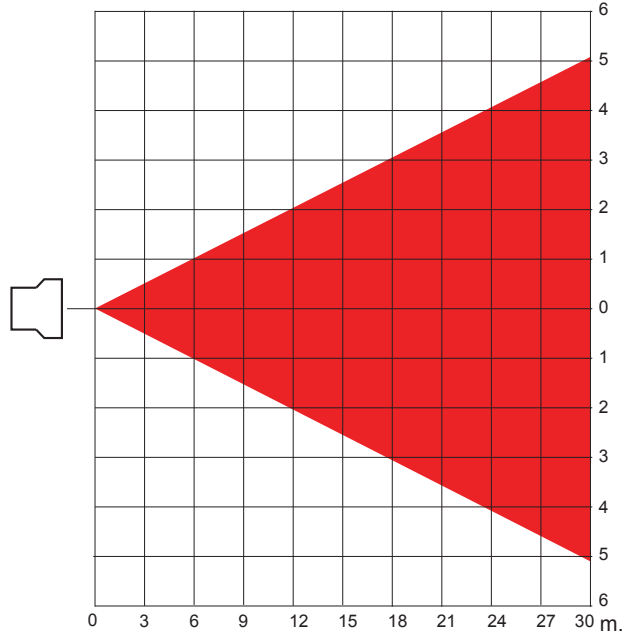
Distance (m.)	3	6	9	12	15	18	21	24	27	30
Luminous emittance (Lux)	12794	3199	1422	800	512	355	261	200	158	128
Ø m.	0.74	1.47	2.21	2.95	3.68	4.42	5.16	5.89	6.63	7.37



Angle: 14°

Profile 19°

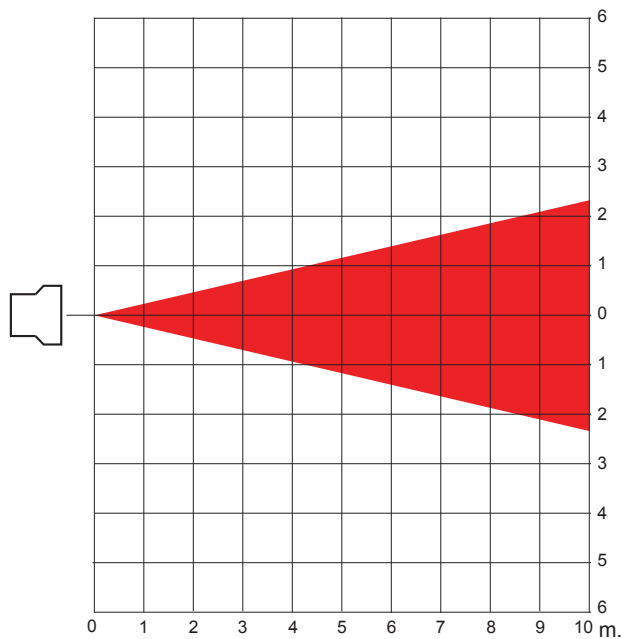
Distance (m.)	3	6	9	12	15	18	21	24	27	30
Luminous emittance (Lux)	8766	2191	974	548	351	243	179	137	108	88
Ø m.	1.00	2.01	3.01	4.02	5.02	6.02	7.03	8.03	9.04	10.04



Angle: 19°

Profile 26°

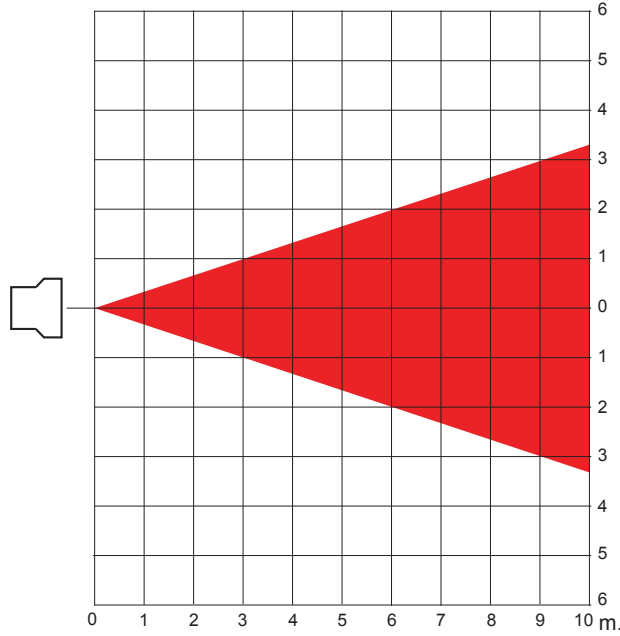
Distance (m.)	1	2	3	4	5	6	7	8	9	10
Luminous emittance (Lux)	71050	17763	7894	4441	2842	1974	1450	1110	877	711
Ø m.	0.46	0.92	1.39	1.85	2.31	2.77	3.23	3.69	4.16	4.62



Angle: 26°

Profile 36°

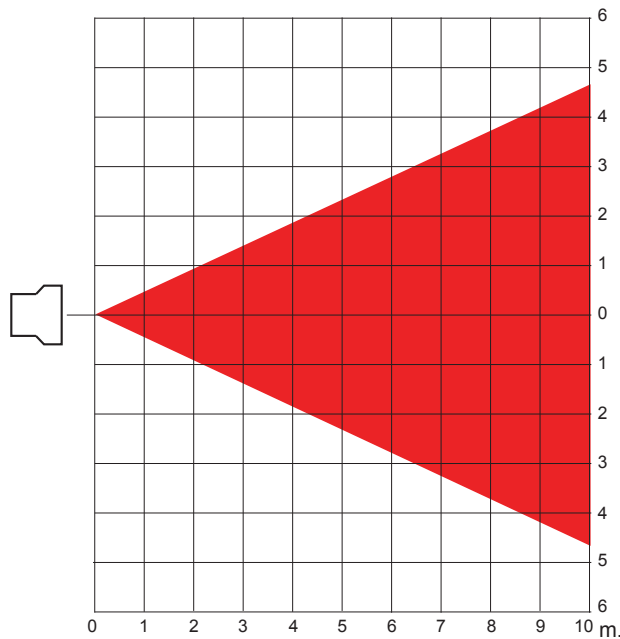
Distance (m.)	1	2	3	4	5	6	7	8	9	10
Luminous emittance (Lux)	39347	9837	4372	2459	1574	1093	803	615	486	393
Ø m.	0.65	1.30	1.95	2.60	3.25	3.90	4.55	5.20	5.85	6.50



Angle: 36°

Profile 50°

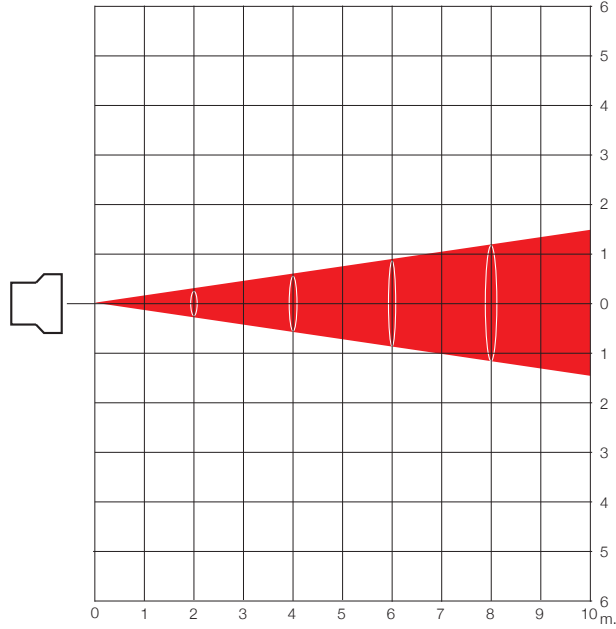
Distance (m.)	1	2	3	4	5	6	7	8	9	10
Luminous emittance (Lux)	20580	5145	2287	1286	823	572	420	322	254	206
Ø m.	0.93	1.87	2.80	3.73	4.66	5.60	6.53	7.46	8.39	9.33



Angle: 50°

Profile 15°/35° Zoom min.

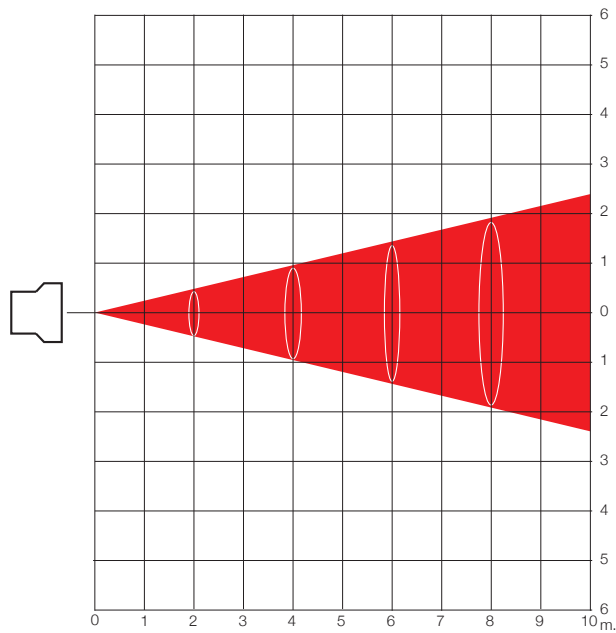
Distance (m.)	1	2	3	4	5	6	7	8	9	10
Luminous emittance (Lux)	132300	33075	14700	8269	5292	3675	2700	2067	1633	1323
Ø (m.)	0.30	0.60	0.90	1.20	1.49	1.79	2.09	2.39	2.69	2.99



Angle: 17°

Profile 15°/35°- Zoom med.

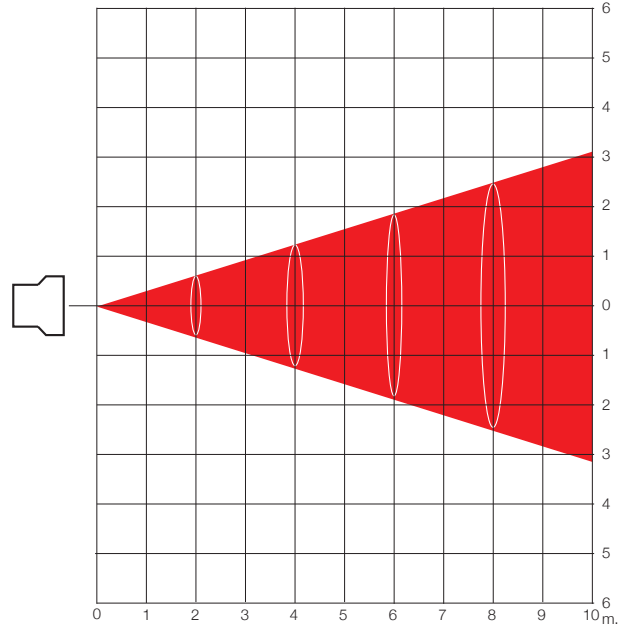
Distance (m.)	1	2	3	4	5	6	7	8	9	10
Luminous emittance (Lux)	93688	23422	10410	5856	3748	2602	1912	1464	1157	937
Ø (m.)	0.44	0.89	1.33	1.77	2.22	2.66	3.10	3.55	3.99	4.43



Angle: 25°

Profile 15°/35° - Zoom max.

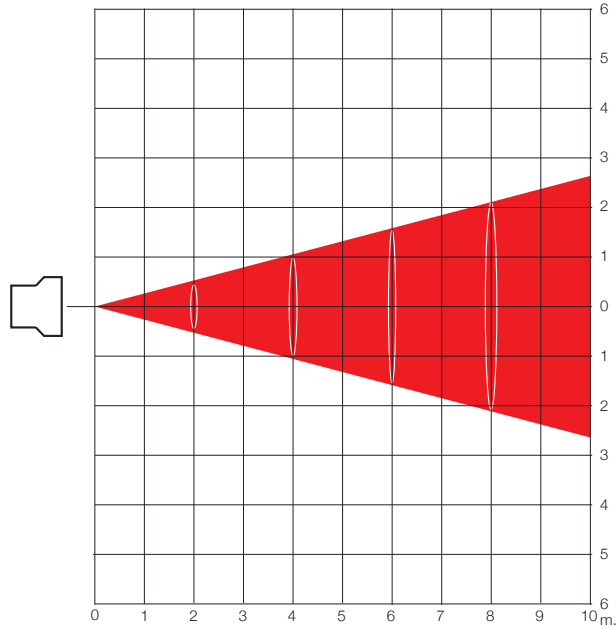
Distance (m.)	1	2	3	4	5	6	7	8	9	10
Luminous emittance (Lux)	49784	12446	5532	3112	1991	1383	1016	778	615	498
Ø (m.)	0.63	1.26	1.89	2.52	3.15	3.78	4.41	5.04	5.68	6.31



Angle: 35°

Profile 25°/50° Zoom min.

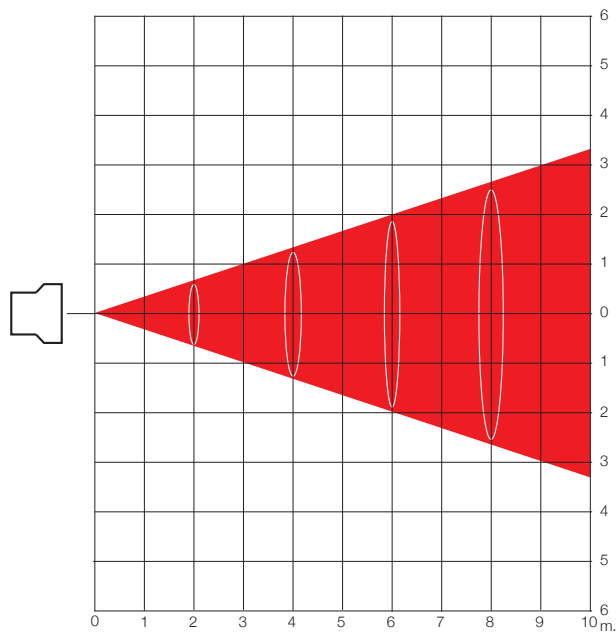
Distance (m.)	1	2	3	4	5	6	7	8	9	10
Luminous emittance (Lux)	53900	13475	3589	3369	2156	1497	1100	842	665	539
Ø (m.)	0.54	1.07	1.61	2.14	2.68	3.22	3.75	4.29	4.82	5.36



Angle: 30°

Profile 25°/50°- Zoom med.

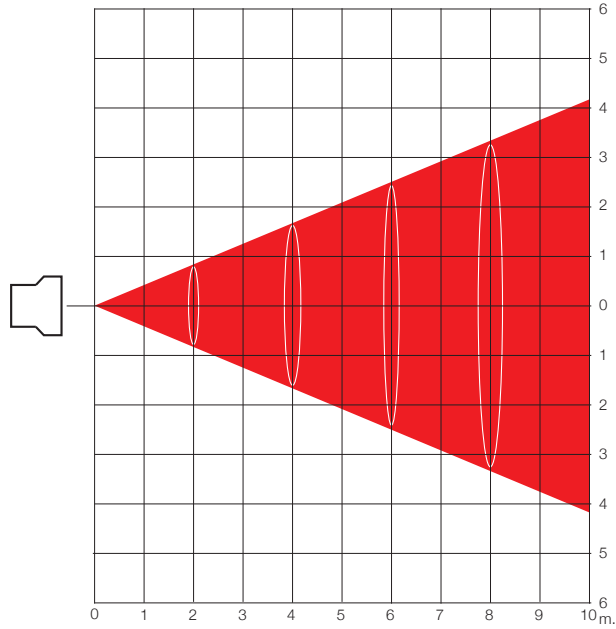
Distance (m.)	1	2	3	4	5	6	7	8	9	10
Luminous emittance (Lux)	37240	9310	4138	2328	1490	1034	760	582	460	372
Ø (m.)	0.67	1.34	2.01	2.68	3.35	4.02	4.68	5.35	6.02	6.69



Angle: 37°

Profile 25°/50° - Zoom max.

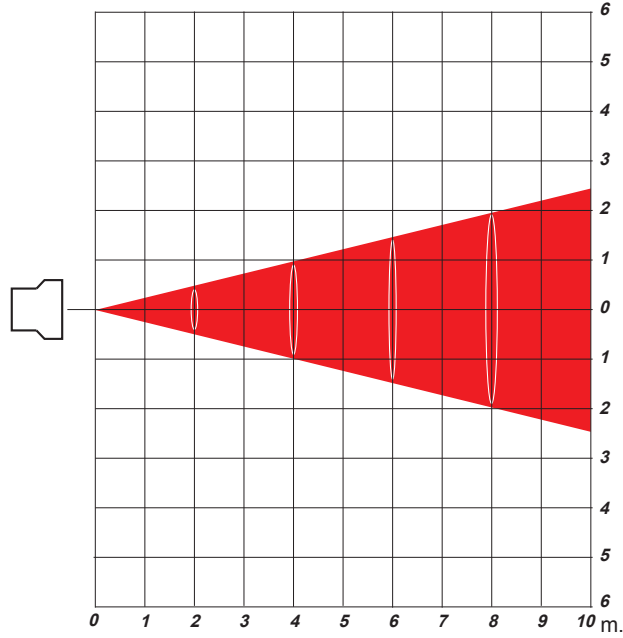
Distance (m.)	1	2	3	4	5	6	7	8	9	10
Luminous emittance (Lux)	26950	6738	2994	1684	1078	749	550	421	333	270
Ø (m.)	0.83	1.66	2.49	3.31	4.14	4.97	5.80	6.63	7.46	8.28



Angle: 45°

Profile 28°/40° Zoom min.

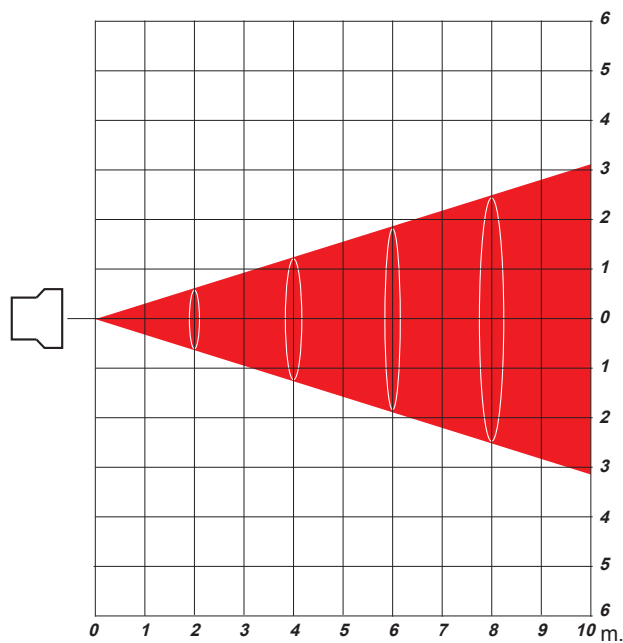
Distance (m.)	1	2	3	4	5	6	7	8	9	10
Luminous emittance (Lux)	64974	16244	7219	4061	2599	1805	1326	1015	802	650
Ø (m.)	0.48	0.96	1.44	1.92	2.40	2.88	3.36	3.84	4.32	4.80



Angle: 27°

Profile 28°/40°- Zoom med.

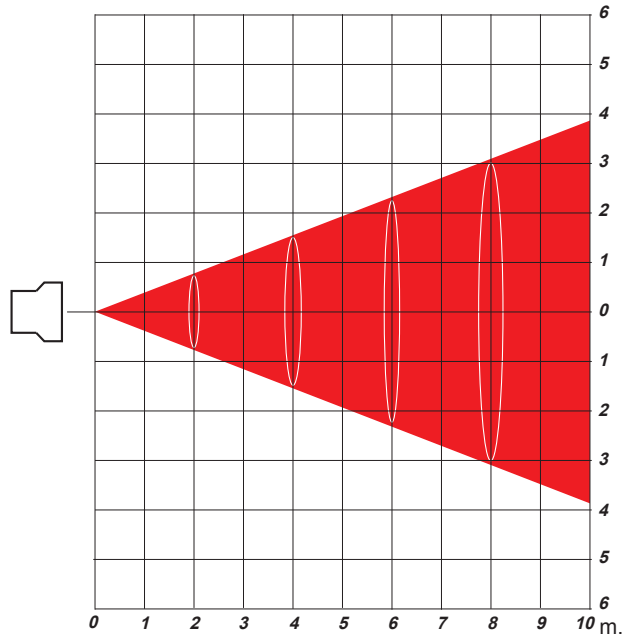
Distance (m.)	1	2	3	4	5	6	7	8	9	10
Luminous emittance (Lux)	51695	12924	5744	3231	2068	1436	1055	808	638	517
Ø (m.)	0.61	1.22	1.83	2.45	3.06	3.67	4.28	4.89	5.50	6.11



Angle: 34°

Profile 28°/40° - Zoom max.

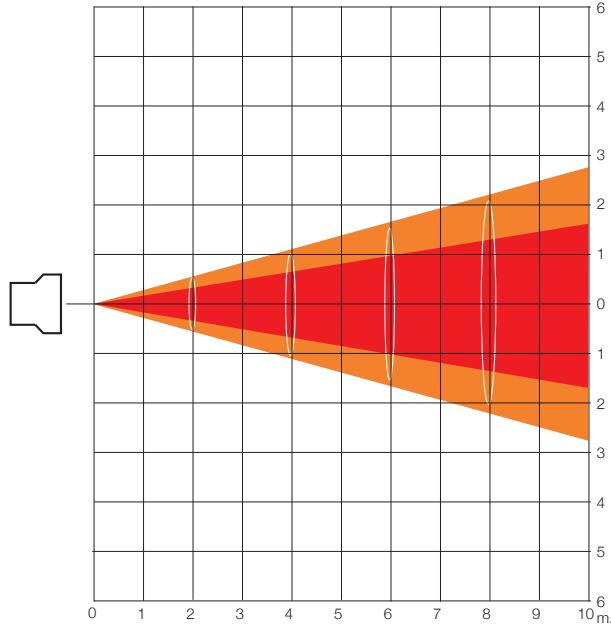
Distance (m)	1	2	3	4	5	6	7	8	9	10
Luminous emittance (Lux)	34496	8624	3833	2156	1380	958	704	539	426	345
Ø (m)	0.79	1.58	2.36	3.15	3.94	4.73	5.51	6.30	7.09	7.88



Angle: 43°

Soft Profile F zoom Min

Distance (m.)	1	2	3	4	5	6	7	8	9	10
Luminous emittance (Lux)	59780	14945	6642	3736	2391	1661	1220	934	738	598
1/2 peak angle Ø (m.)	0.35	0.71	1.06	1.41	1.76	2.12	2.47	2.82	3.17	3.53
1/10 peak angle Ø (m.)	0.55	1.11	1.66	2.22	2.77	3.33	3.88	4.44	4.99	5.55

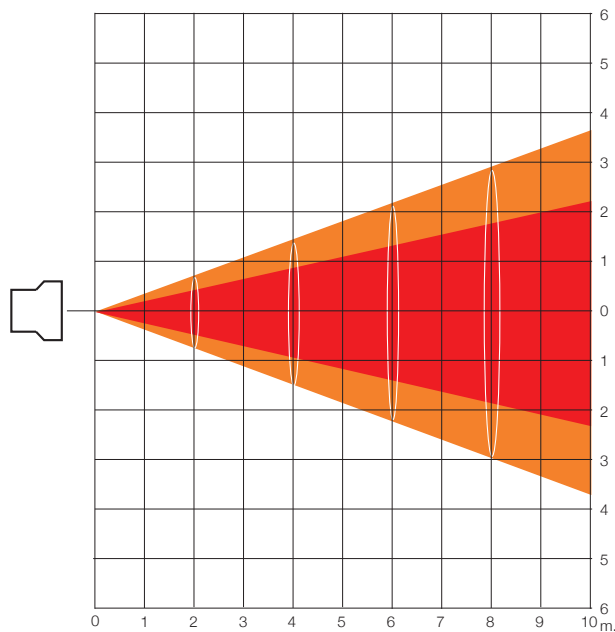


1/2 peak angle: 20°

1/10 peak angle: 31°

Soft Profile F zoom Max

Distance (m.)	1	2	3	4	5	6	7	8	9	10
Luminous emittance (Lux)	24451	6113	2717	1528	978	679	499	382	302	245
1/2 peak angle Ø (m.)	0.44	0.89	1.33	1.77	2.22	2.66	3.10	3.55	3.99	4.43
1/10 peak angle Ø (m.)	0.73	1.46	2.18	2.91	3.64	4.37	5.10	5.82	6.55	7.28

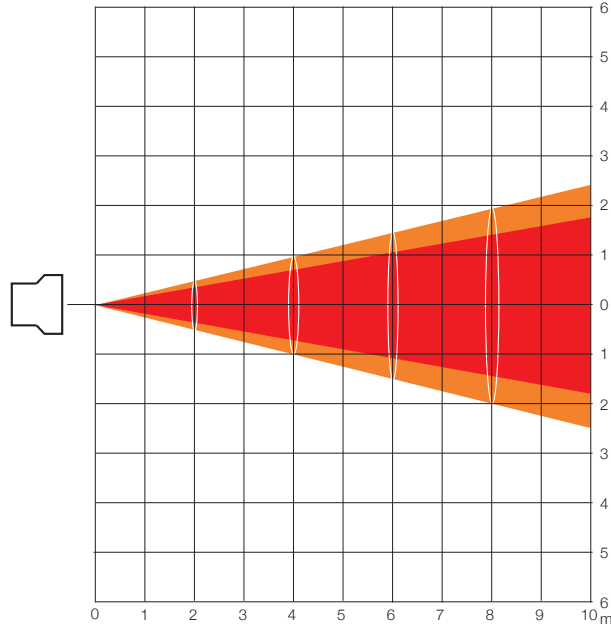


1/2 peak angle: 25°

1/10 peak angle: 40°

Soft Profile PC zoom Min

Distance (m.)	1	2	3	4	5	6	7	8	9	10
Luminous emittance (Lux)	76440	19110	8493	4778	3058	2123	1560	1194	944	764
1/2 peak angle Ø (m.)	0.25	0.49	0.74	0.98	1.23	1.47	1.72	1.96	2.21	2.46
1/10 peak angle Ø (m.)	0.41	0.81	1.22	1.63	2.03	2.44	2.85	3.26	3.66	4.07

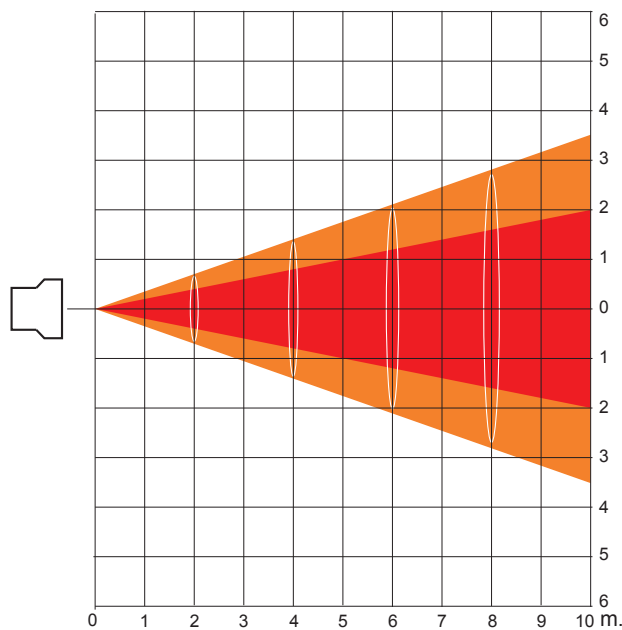


1/2 peak angle: 14°

1/10 peak angle: 23°

Soft Profile PC zoom Max

Distance (m.)	1	2	3	4	5	6	7	8	9	10
Luminous emittance (Lux)	33810	8453	3757	2113	1352	939	690	528	417	338
1/2 peak angle Ø (m.)	0.41	0.81	1.22	1.63	2.03	2.44	2.85	3.26	3.66	4.07
1/10 peak angle Ø (m.)	0.71	1.42	2.12	2.83	3.54	4.25	4.96	5.67	6.37	7.08



1/2 peak angle: 23°

1/10 peak angle: 39°



Coemar Lighting S.r.l.
Via Carpenedolo, 90
46043 Castiglione delle Stiviere
Mantova - Italy
ph. +39 0376 1514412
fax +39 0376 1514380

www.coemar.com