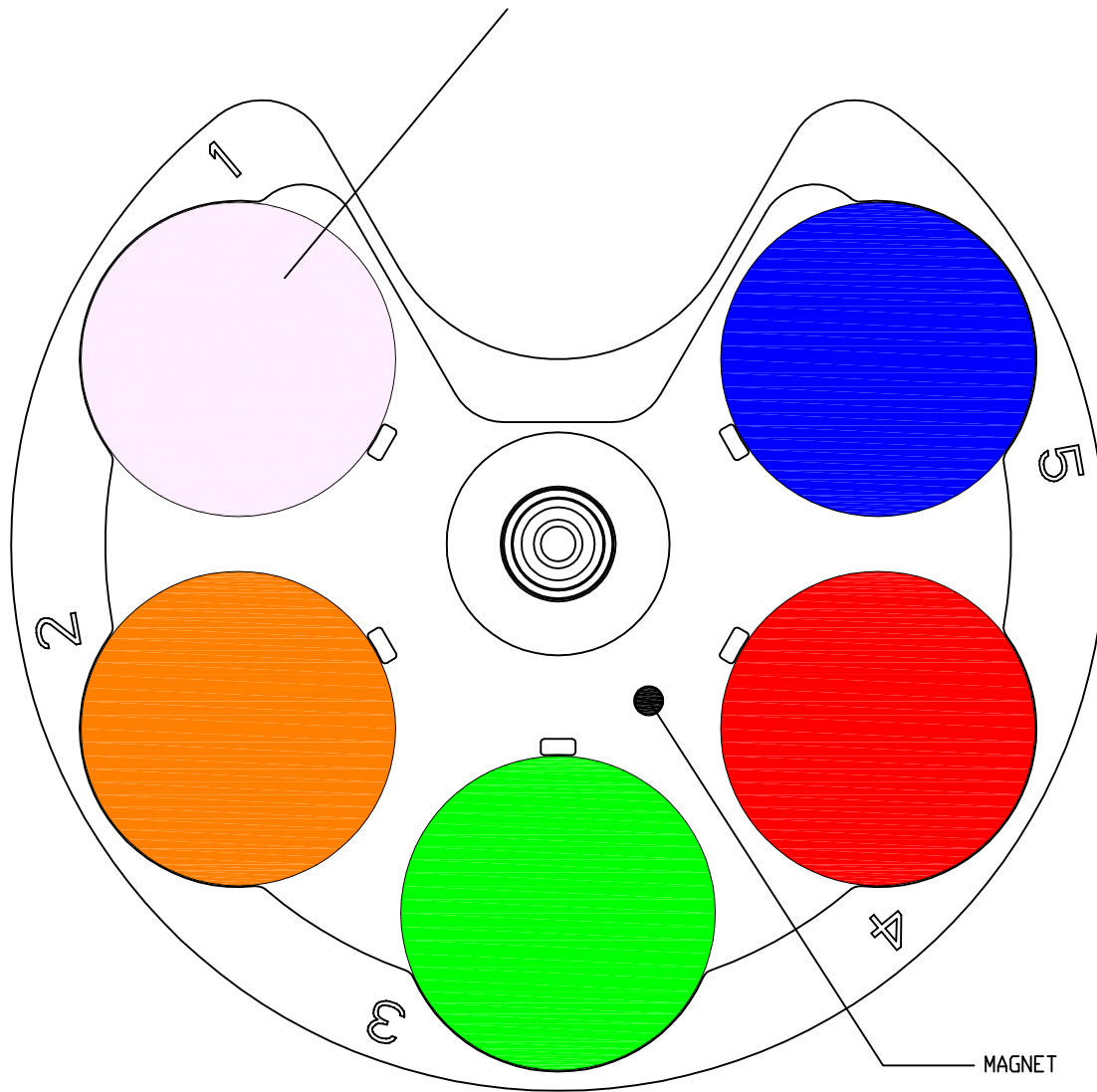
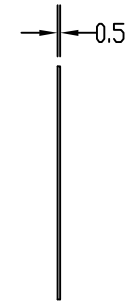
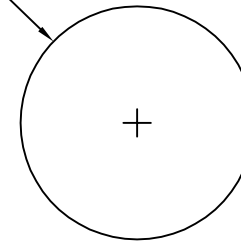


COATING ON THE OPPOSITE SIDE  
TRATTAMENTO SUL LATO OPPOSTO



∅45



CODE / CODICE	POS.	DESCRIPTION	N°PCS
VT1/2MG	1	Half minus green	1
VT174/AM	2	Ambra	1
VT174/VI	3	Green	1
VT192/R	4	Red	1
VT174/B	5	Blue	1



SPARE PARTS DIAGRAM | SCHEMA PARTI DI RICAMBIO

CASTEL GOFFREDO (MN) ITALIA  
VIA INGHILTERRA ZONA IND. EST  
tel: (0376) 77521  
fax: (0376) 780857 - 780889 - 780844  
www.coemar.com

Duplication of this drawing, either full or in part, is strictly prohibited without prior written authorization from coemar  
Questo disegno non può essere copiato, riprodotto, mostrato a terzi Senza nostra autorizzazione

Date:  
Data: 17/03/2009

Revision N.  
Versione N°

Revision date:  
Data di modifica:

Colour wheel

Fixture. Proiettore **Infinity Spot XL**

this document refers to fixtures with serial number

Page Pagina 01 of /di 01

Position ref. Posizione di rif.

MAGNET