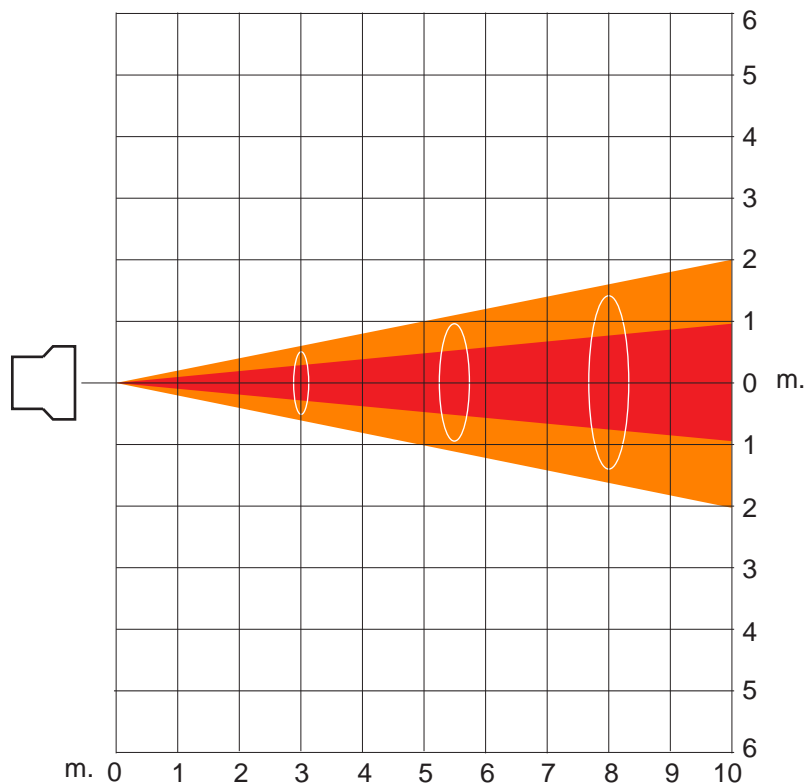


12° Lenses

Distance (m.)	1	2	3	4	5	6	7	8	9	10
Red	2700	675	300	169	108	75	55	42	33	27
Green	6480	1620	720	405	259	180	132	101	80	65
Luminous emittance (Lux)	Blue	1539	385	171	96	62	43	31	24	19
Superwhite	10800	2700	1200	675	432	300	220	169	133	108
1/2 peak angle θ (m.)	0,19	0,39	0,56	0,77	0,96	1,16	1,35	1,54	1,73	1,93
1/10 peak angle θ (m.)	0,41	0,81	1,22	1,63	2,03	2,44	2,85	3,26	3,66	4,07

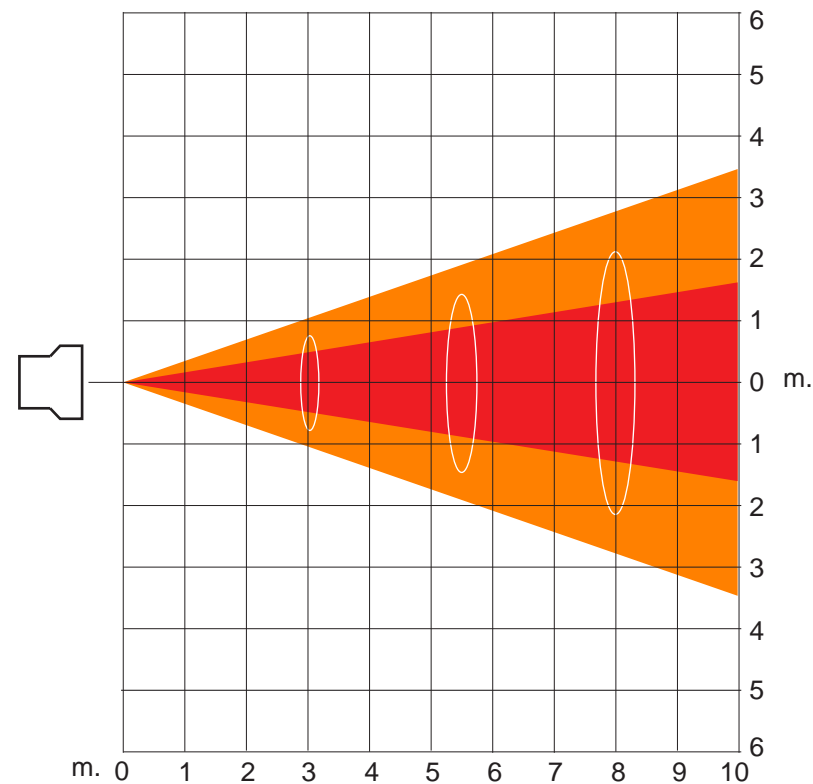


1/2 peak angle: 11°

1/10 peak angle: 23°

30° Lenses

Distance (m.)	1	2	3	4	5	6	7	8	9	10
Red	972	243	108	61	39	27	15	12	10	8
Green	1782	446	198	111	71	50	36	28	22	18
Luminous emittance (Lux)	Blue	450	113	50	28	18	13	9	7	5
Superwhite	3195	799	355	200	128	89	65	50	39	32
1/2 peak angle θ (m.)	0,33	0,67	1,00	1,34	1,67	2,01	2,34	2,68	3,01	3,35
1/10 peak angle θ (m.)	0,69	1,38	2,07	2,75	3,44	4,13	4,82	5,51	6,20	6,89



1/2 peak angle: 19°

1/10 peak angle: 38°



via Inghilterra 2/A - 46042 Castel Goffredo (Mantova) Italy
ph. +39 0376 77521 - fax +39 0376 780657
info@coemar.com

Duplication of this drawing, either full or in part, is strictly prohibited without prior written authorization from coemar.
Questo disegno non può essere copiato, riprodotto, mostrato a terzi senza nostra autorizzazione

Prodotto/Product:
Pin Lite LED RGB Cree

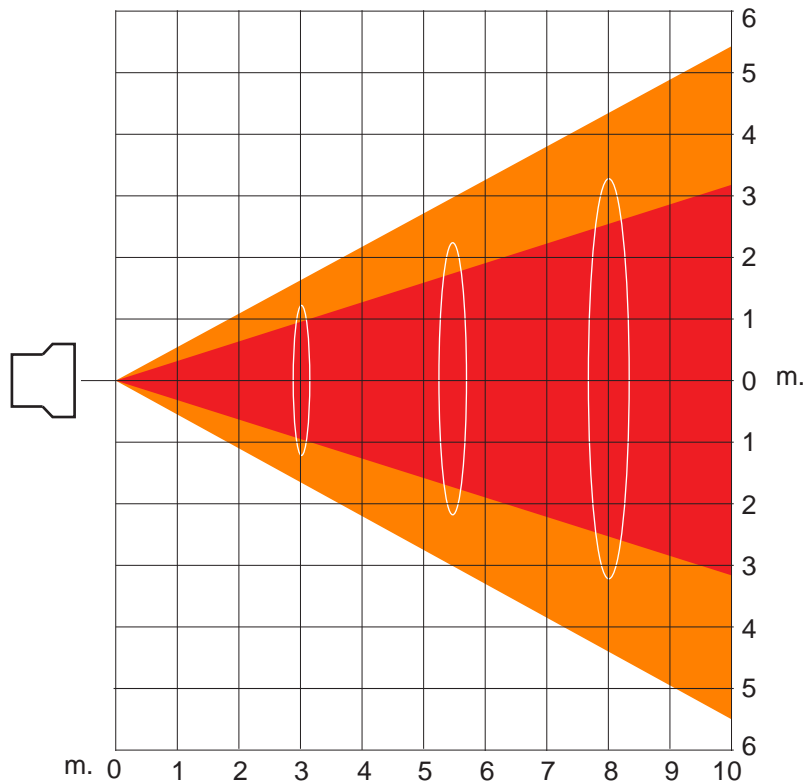
Lampada/Lamp

Date : 24/04/2014

Ver. N° 1.0

50° Lenses

Distance (m.)	1	2	3	4	5	6	7	8	9	10
Red	369	92	41	23	15	10	8	6	5	4
Green	558	140	62	35	22	16	11	9	7	6
Blue	162	41	18	10	6	5	3	2	2	2
Supervwhite	1089	272	121	68	44	30	22	17	13	11
1/2 peak angle ϕ (m.)	0,63	1,26	1,89	2,52	3,15	3,78	4,41	5,04	5,68	6,31
1/10 peak angle ϕ (m.)	1,09	2,17	3,26	4,34	5,43	6,52	7,60	8,69	9,77	10,86



1/2 peak angle: 35°

1/10 peak angle: 57°



via Inghilterra 2/A - 46042 Castel Goffredo (Mantova) Italy
 ph. +39 0376 77521 - fax +39 0376 780657
 info@coemar.com

Duplication of this drawing, either full or in part, is strictly prohibited without prior written authorization from coemar.
 Questo disegno non può essere copiato, riprodotto, mostrato a terzi senza nostra autorizzazione

Prodotto/Product:
 Pin Lite LED RGB Cree

Lampada/Lamp

Date :

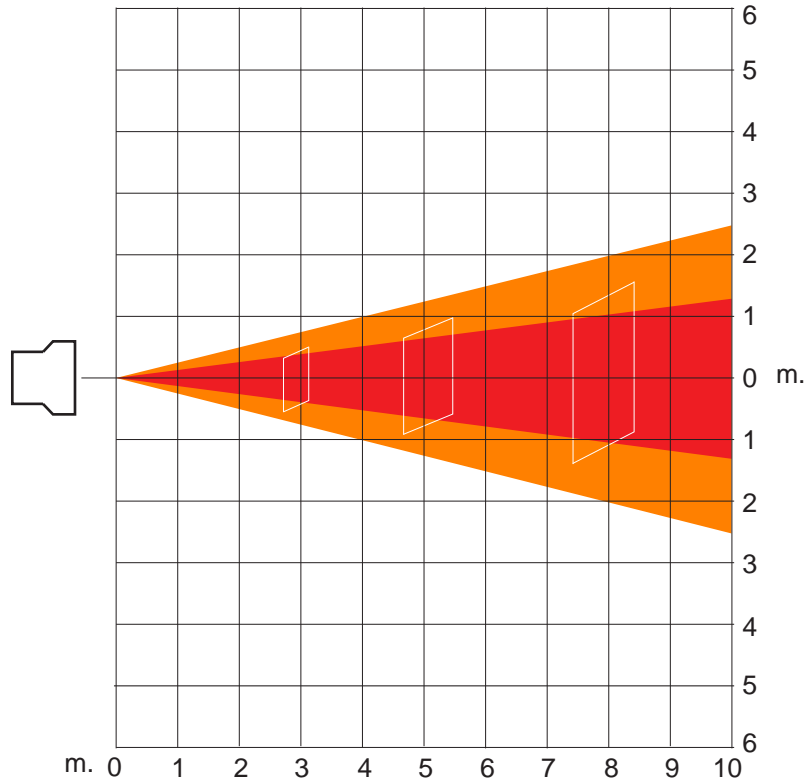
24/04/2014

Ver. N°

1.0

Elliptic lenses- Vertical beam

Distance (m.)	1	2	3	4	5	6	7	8	9	10
Red	747	187	83	47	30	21	15	12	9	7
Green	1440	360	160	90	58	40	29	23	18	14
Luminous emittance (Lux)	Blue	389	97	43	24	16	11	8	6	5
Superwhite	2565	641	285	160	103	71	52	40	32	26
1/2 peak angle θ (m.)	0,26	0,53	0,79	1,05	1,32	1,58	1,84	2,11	2,37	2,63
1/10 peak angle θ (m.)	0,48	0,96	1,44	1,92	2,40	2,88	3,36	3,84	4,32	4,80

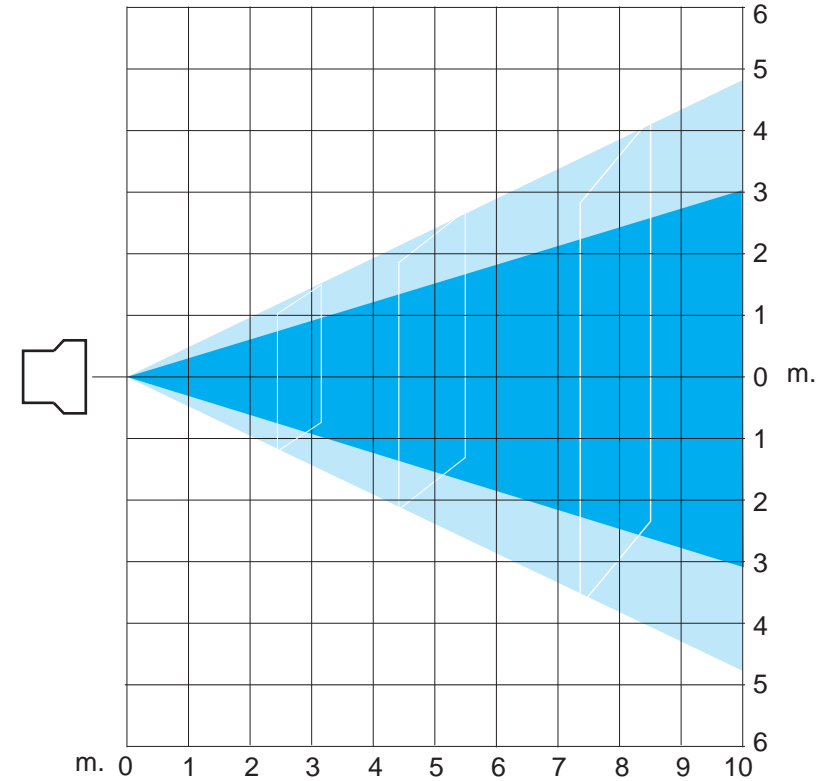


1/2 peak angle: 15°

1/10 peak angle: 27°

Elliptic lenses- Horizontal beam

Distance (m.)	1	2	3	4	5	6	7	8	9	10
θ 1/2 peak angle m.	0,63	1,26	1,88	2,51	3,14	3,77	4,40	5,02	5,65	6,28
θ 1/10 peak angle m.	0,95	1,91	2,86	3,82	4,77	5,72	6,68	7,63	8,58	9,54



1/2 peak angle: 35°

1/10 peak angle: 51°



via Inghilterra 2/A - 46042 Castel Goffredo (Mantova) Italy
ph. +39 0376 77521 - fax +39 0376 780657
info@coemar.com

Duplication of this drawing, either full or in part, is strictly prohibited without prior written authorization from coemar.
Questo disegno non può essere copiato, riprodotto, mostrato a terzi senza nostra autorizzazione

Prodotto/Product:
Pin Lite LED RGB Cree

Lampada/Lamp

Date :

24/04/2014

Ver. N°

1.0